



enhance your environment



### ENHANCE YOUR ENVIRONMENT

RT5™ volumetric recessed lighting from Lithonia Lighting is a new standard in fluorescent lighting.

RT5 luminaires provide volumetric lighting, filling the entire volume of space with just the right amount of light. This makes the RT5 an ideal solution for offices, schools, hospitals, retail and other workspaces. RT5 volumetric lighting produces a softer, more comfortable light, truly enhancing the environment.

### CREATES VISUAL HARMONY

By providing an even distribution of soft light, RT5 fixtures make workspaces more attractive and facial features more lively and well defined. They also eliminate the glare and dark spots associated with parabolics, so the environment is more comfortable.

### IMPROVES OVERALL AESTHETICS

Thanks to their unique design, RT5 fixtures improve the aesthetics of any room by creating an unprecedented combination of volumetric lighting and a quiet ceiling. The fixture itself, with its measured proportions and elegant lines, also is pleasing to the eye without drawing undue attention.

### REDUCES ENERGY CONSUMPTION

High-quality components and optimized fixture design makes the RT5 fixture an extremely efficient luminaire that is good for the environment. They deliver the right amount of light while providing up to 33% energy savings over standard 18-cell, three-lamp T8 parabolics.



# RT5

## enhance your environment





### IMPROVES OVERALL AESTHETICS

Fixtures that deliver volumetric light typically create ceilings cluttered with distracting spots of bright light. Often fixtures that provide a quiet ceiling produce a cave effect that makes the room feel closed-in and unattractive. RT5™ lighting solves both problems and gives you volumetric lighting with a quiet ceiling. With the RT5, you will discover how beautiful fluorescent lighting can be.

*"The lighting produces a very natural feel that shows colors and textures extremely well without glare or shadows. This contributes to an extraordinary experience for our customers and enables our employees to complete each transaction in a time-efficient and accurate manner."*  
 -Ginger Equi, Manager, Belk

### A FEELING OF SPACIOUSNESS

The unique optical design of the RT5 fixture allows it to distribute light uniformly onto room and cubicle walls, from the bottom nearly to the top, eliminating the cave effect common with parabolics. This even illumination opens up the room, making it feel brighter and more spacious.

*"Once RT5 was tested, we were immediately sold on the fixture's performance and, just as importantly, its aesthetics. We embraced performance-focused lighting and design as a key strategic business initiative and as a forum that could enhance optimal job performance."*  
 -Rob Byers, Architect, Gensler

### QUIET, PLEASE

With its recessed refractor, high-angle control and balanced fixture-to-ceiling luminance ratio, the RT5™ luminaire produces a quiet ceiling that is not dominated by bright openings. The design also creates the perception of higher light levels. No other luminaire that produces volumetric light has been able to deliver a quiet ceiling.

*"The new lighting system creates a better and more enjoyable environment for both the students and faculty by reducing glare on computers and reading/instruction areas. Plus, the fixture is pleasing to the eye without drawing attention to the ceiling."*  
 -Ann Whitley, Media Specialist, Winona Park Elementary School

### A COMPLEMENT TO ANY SPACE

The sleek, textured lines of the reflectors and refractor. The elegant curves—a perfect intersection of two quarter-circles. The tilted end plates adding a visual depth unique in fluorescent lighting. All of these things make RT5 a graceful fixture that will enhance the ambiance of any room without drawing attention to the luminaire.

*"After an extensive search for the perfect lighting application, the RT5 fixture was selected because of its sleek design and ability to deliver the ideal amount of light to walls, cubicles, work surfaces and people."*  
 -John Preece, Principal, MDI Architects

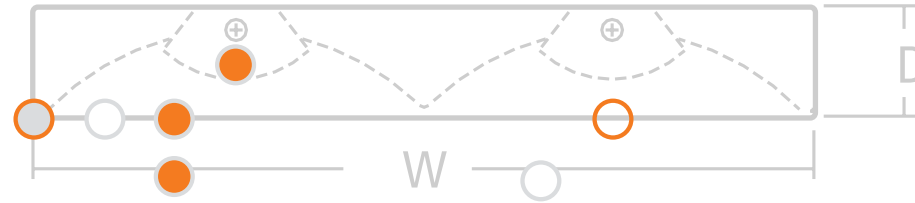
### OVERCOMING THE PROBLEM OF PARABOLICS

The main shortcoming of parabolic lighting is that it delivers light primarily to the workplane and avoids sending light into the "volumetric zone." The light is harshly concentrated in some areas, while much of the volume of the space is left in the dark. RT5 fixtures deliver and control light in the "volumetric zone," eliminating the problems associated with parabolics.

*"RT5 represents one of the only lighting products that is perfectly suited for both direct and indirect lighting. In the past, we've had to use parabolics in the office setting and acrylics in the clinical setting. Now, RT5 allows us to use the same fixture in both paradigms, providing a more consistent and visually pleasing lighting solution across the board."*  
 -John Preece, Principal, MDI Architects



## energy savings



### REDUCES ENERGY CONSUMPTION

Not only does RT5™ volumetric lighting enhance an indoor environment, but it also is designed to be good to the natural environment. Compared to a standard 18-cell, three-lamp T8 parabolic, the RT5 fixture provides up to 33% energy savings. It also helps to exceed stringent energy regulations, such as California's Title 24, ASHRAE 90.1 and IECC. The fixture's high efficiency is due to an optimized combination of well designed components—from the highly reflective paint and patent-pending refractor, to the innovative lamp and ballast.

### AN INNOVATIVE APPROACH TO LUMINAIRE OPTICS

Producing the right amount of light at high angles while avoiding glare is critical to the success of volumetric lighting. Careful attention must be paid to the distribution of brightness over the luminaire aperture. The RT5 fixture achieves its simple and pleasing appearance by exhibiting brightness over the entire aperture. The two-piece refractor system uses a combination of diffusing film and precisely extruded prisms to efficiently diffuse light, thereby achieving the proper balance. The result is a low-brightness refractor that illuminates and complements the highly reflective barrel, provides outstanding lamp obscuration, and creates a smooth distribution at all angles and distances.

### ADVANCED LAMP TECHNOLOGY


To give the RT5 luminaire greater efficacy than a standard T5 or T8 lamp, our designers led the development of the most advanced T5 lamp technology. This cutting-edge lamp provides the highest T5 efficacy in the industry. Plus, the fixture is designed to keep the T5 at its optimal operating temperature for maximum efficacy. The lamp passes the Federal TCLP (Toxicity Characteristics Leaching Procedure) test for classification as non-hazardous waste, though recycling of lamps is always recommended.

### FRIENDLY TO THE NATURAL ENVIRONMENT

RT5 volumetric lighting was specifically engineered to meet the needs of sustainable design. The result may be the most environmentally friendly lay-in fixture ever developed. The T5 lamp offers exceptional performance in a smaller package, thereby requiring fewer natural resources, such as glass and phosphors, to produce. The combination of this lamp with the innovative luminaire design created a shallow fixture that utilizes less steel to produce and contains less embedded energy. In addition, the optical design of the fixture optimizes the performance of the lamp and ballast system to deliver the appropriate amount of volumetric light throughout the workspace while consuming up to 33% less energy than the most popular alternative. RT5 volumetric lighting truly enhances both the working environment and the natural environment, making it an ideal choice to use when addressing the needs of sustainable design.




# realize your building's potential



## THE RT5 RELIGHT SOLUTION

With RT5 relight fixtures, you can upgrade your existing building to a lighting system that delivers the quality, performance and energy savings of RT5 volumetric lighting. These renovation kits allow for easy one-to-one fixture upgrades, helping you realize your building's potential without having to replace the entire lighting system.

# revitalize existing spaces



## EASY TO INSTALL AND COST EFFECTIVE

Improve the look of your space and your ceiling without the hassles of full-fixture replacement. See [www.lithonia.com/relight](http://www.lithonia.com/relight) for complete information.

# reuse      reduce      recycle      r e v i t a l i z e !

- Leave the fixture housing and wiring in place to reuse with the new kit. Keep the space clean by not removing the ceiling tiles.

- Upgrade internal fixture components with relight assembly containing fewer, longer-life lamps – and reduce your energy use by as much as 60%.

- Recycle aluminum louver, channel cover, lamps and ballasts in an environmentally friendly way.




### RT5R ASSEMBLY KIT

- Updates existing parabolics
- No wiring changes
- No plenum entry required
- Fast change-out and clean-up




- Energy consumption is lowered by as much as 60% when compared to four lamp T12 fixtures
- Fewer, longer-life lamps result in reduced maintenance and disposal costs
- Step-dim or full-range control options provide additional operational efficiency and flexibility





# RT5™ control options

THE WIDEST OFFERING OF ENERGY EFFICIENT OPERATIONS



## two level output

Step-dimming option allow the system to be switched to 50% power for compliance with common energy codes while illuminating both lamps.

## full range control SIMPLY5™

The SIMPLY5™ solution offers components that work together to maximize energy savings. This includes the SIMPLY5 intelligent ballast with full-range control from 100 to 3%.

### SAVE MORE WITH RT5 AND SIMPLY5

SIMPLY5 lighting intelligence is designed to increase the energy savings potential of RT5 up to 66%.

### SIMPLY SMARTER LIGHTING CONTROL

SIMPLY5 lighting intelligence is built on the premise that controls should be simple for everyone. It represents an innovative departure from the traditional piecemeal approach to lighting energy management.

### THE ADVANTAGE OF DISTRIBUTED INTELLIGENCE

Conventional systems require a wide variety of lighting components to meet code. The SIMPLY5 approach is different, adding intelligence to highly efficient fixtures and controls to optimize both for energy management.



Find out more about RT5 volumetric lighting with SIMPLY5 lighting intelligence at [www.SIMPLY5.net](http://www.SIMPLY5.net)

# family of products



## EASY TO INSTALL AND MAINTAIN

The rugged structure of RT5™ fixtures and its shallow depth ensure that it arrives on the job site intact and installation is a snap. Ballast maintenance is easy due to the convenient side-access removable ballast tray. For quick and easy lamp maintenance, simply remove the refractor.

### CONFIGURATIONS



2RT5 2' x 4'



2RT5 2' x 2'



RT5 1' x 4' ; 1' x 2'

### SPECIAL APPLICATION



2RT5X 2' x 4' ; RT5X 1' x 4'  
Surface Mount



2RT5F 2' x 4' ; 2' x 2'  
Flanged



2RT5CAS 2' x 4' ; 2' x 2'  
Center Air Slot Air Return

### RELIGHT



2RT5R 2' x 4' ; 2' x 2'  
Existing Parabolic Installations



RT5N 6' x 4' ; 6' x 8'  
Narrow Aperture Recessed



RT5D  
Compact Fluorescent and LED

For more detailed RT5 performance, photometric and ordering information, visit [www.lithonia.com](http://www.lithonia.com).

