

MCCBs for power distribution 1600A

Susol

Electrical characteristics







Type			
Ampere frame			
Pole			
Rated current, (A)	In	-5~40°C	
		50°C	
		65°C	
Rated insulation voltage, (V)	Ui		
Rated impulse withstand voltage, (kV)	Uimp		
Rated operational voltage, (V)	Ue	AC50/60Hz	
		DC	
Rated short-circuit breaking capacity			
IEC60947-2 AC50/60Hz (sym)	Rated ultimate short-circuit breaking capacity, (kA) (Icu)	220/240V	
		380/415V	
		440/460V	
		480/500V	
		660/690V	
		DC	
		250V 2P	
		500V 2P	
		750V 3P	
	Rated service breaking capacity (Ics)	%Icu	
Rated short-circuit making capacity (kA) (Icw)	AC50/60Hz	1s	
		3s	
Overriding instantaneous protection		kA peak	
Isolation			
Category			
(Life cycle)	Mechanical life (operations)		
	Electrical life (operations)	440V	In/2
			In
		690V	In/2
In			
Pollution degree			
Dimension (mm)		3-pole	
(W×H×D)		4-pole	
Weight (kg)		3-pole	
		4-pole	

TS1000			TS1250			TS1600		
TS1000			TS1250			TS1600		
1000			1250			1600		
3, 4			3, 4			3, 4		
800, 1000			1250			1600		
800, 1000			1250			1560		
800, 1000			1240			1420		
1000			1000			1000		
8			8			8		
690			690			690		
-			-			-		
N	H	L	N	H	N	H		
55	75	200	55	75	55	75		
50	70	150	50	70	50	70		
50	65	130	50	65	50	65		
40	50	100	40	50	40	50		
35	45	-	35	45	35	45		
-	-	-	-	-	-	-	-	-
-	-	-	-	-	-	-	-	-
-	-	-	-	-	-	-	-	-
100%	75%	100%	100%	75%	100%	75%		
25		12	25		25			
-		-	-		-			
50		30	50		50			
○			○		○			
B		A	B		B			
10000		4000	10000		10000			
6000		4000	5000		5000			
5000		3000	4000		4000			
4000		3000	3000		3000			
2000		2000	2000		2000			
3			3		3			
210×327×152.5								
280×327×152.5								
13								
16.8								

MCCBs for power distribution 1600A

Susol

Overview

Classification	N type	A type	P type	S type
Externals				
Current protection	• L / S / I / G / Thermal	• L / S / I / G / Thermal • ZSI(Protective coordination)	• L / S / I / G / Thermal(Continuous) • ZSI(Protective coordination)	• P type
Other protection	-	• Earth leakage (Option)	• Earth leakage(Option) • Over/Under current • Over/Under frequency • Unbalance(Voltage/Current) • Reverse power	• P type
Measurement function	-	• Current (R / S / T / N)	• 3 Phase Voltage/Current RMS/Vector • Power(P, Q, S), PF(3-Phase) • Energy(Positive/Negative) • Frequency, Demand	• 3 Phase Voltage/Current RMS/Vector • Power(P, Q, S), PF(3-Phase) • Energy(Positive/Negative) • Frequency, Demand • Voltage/Current harmonics (1st~63th) • 3 Phase Waveforms • THD, TDD, K-Factor
Fine adjustment	-	-	• Fine adjustment for long/short time delay/instantaneous/ ground	• P type
Pre Trip Alarm	-	-	• Overload protection relays : DO (Alarm) (Ground fault is not available when using Pre trip alarm)	• P type
Digital Output	-	• 3DO (Fixed) • L, S/I, G Alarm	• 3DO (Programmable) • Trip, Alarm, General	• P type
IDMTL setting	-	-	• Compliance with IEC60255-3 SIT, VIT, EIT, DT	• P type
Communication	-	• Modbus/RS-485 • Profibus-DP	• Modbus / RS-485 • Profibus-DP	• Modbus / RS-485 • Profibus-DP
Power supply	• Self Power -Power source works over 25% of current of In (one pole)	• Self Power - Power source works over 25% of current of In (one pole) - External power source are required for comm. • AC/DC 100~250V • DC 24~60V	• AC/DC 100~250V • DC 24~60V	• AC/DC 100~250V • DC 24~60V
RTC timer	• Available	• Available	• Available	• Available
LED for trip info.	• Long time delay • Short time delay/Instantaneous • Ground fault	• N type	• N type	• N type
Fault recording	-	• 10 records (Fault/Current/Date and Time)	• 256 records (Fault/Current/Date and Time)	• 256 records • Last fault wave recording (3 Phase)
Event recording	-	-	• 256 records(Content, Status, Date)	• P type
Operating button	• Reset button	• Reset, Menu Up/Down, Left/Right, Enter	• A type	• A type

Basic protection function(L / S / I / G) is still under normal operation without control power.