

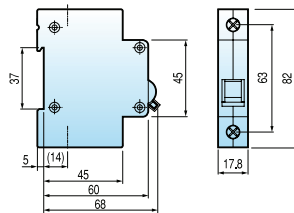
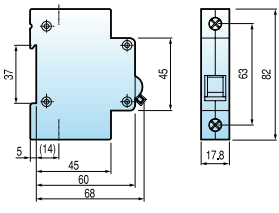
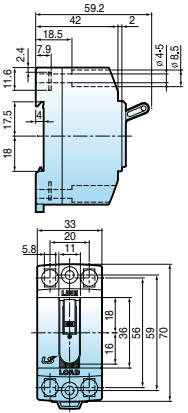


# Miniature Circuit Breakers

## 1, 2, 3 and 4pole series up to 125AF [IEC 60898, IEC 60947-2]



Type	MCB							
	BKN	BKN-c	BKN-b		BS32c	BS32d		
Protection	Overload and short circuit		Overload and short circuit		Overload and short circuit			
Rated current	1, 2, 3, 4, 6, 10, 13, 16, 20, 25, 32, 40, 50, 63A		1, 2, 3, 4, 6, 10, 16, 20, 25, 32, 40, 50, 63A		6, 10, 15, 20, 30A	10, 15, 20, 30A		
Characteristic	B, C, D curve		B, C, curve		-	-		
Poles	1P, 1P+N, 2P, 3P, 3P+N, 4P		1P, 2P, 3P, 4P		-	-		
Breaking capacity	1pole		2~4pole		2pole			
	1A ~ 63A 6kA at 230/400VAC (NF: 4.5kA)		1A ~ 63A 6kA at 400VAC		1.5kA	2.5kA		
Standard	IEC 60898		IEC 60898, IEC 60947-2		IEC 60898, KS			
Approval	CCC, SABS, SEMKO CB		SEMKO CB		CCC	-		
Type of trip	Thermal magnetic release		Thermal magnetic release		-	-		
Endurance	4,000 operations		4,000 operations		4,000 operations			
	10,000 operations		10,000 operations		10,000 operations			
Mount	On 35mm DIN rail		On 35mm DIN rail		DIN rail / Screw			
Width	17.8mm per pole		17.8mm per pole		33mm per pole			
Terminal	Lug type (Cable up to 25mm <sup>2</sup> )		Dual type (Lug & Screw)		Lug type (Cable up to 25mm <sup>2</sup> )		Screw clamp type (Cable up to 5.5mm <sup>2</sup> )	
Auxiliary switch, AX & AL Optional	 <p>1 changeover contact 6A at 240VAC, 3A at 415VAC (AX) 6A at 230VAC, 3A at 415VAC (AL) 2A at 48VDC, 1A at 125VDC Lug terminal Cable capacity 2.5mm<sup>2</sup> 9mm wide *Only for BKN</p>		 <p>1 changeover contact 6A at 240VAC, 3A at 415VAC (AX) 6A at 415VAC (AX/ AL) 6A at 24VDC, 2A at 48VDC, 1A at 130VDC Lug terminal Cable capacity 0.75~2.5mm<sup>2</sup> 8.8mm wide</p>					
Dimension								
Characteristic curve	See page 45		See page 45		-		-	
Remarks	-		-		-		-	

\* NF : Breaking capacity 6kA



MCB							
BKH		BKP		BF-a	BF-c	BFN	
Overload and short circuit		Overload and short circuit		Overload and short circuit		Overload and short circuit	
63, 80, 100, 125A		3, 6, 10, 16, 20, 25, 32A		10~100A		5, 10, 15, 20, 30, 40, 50A	
C, D curve		B, C, D curve		-		-	
1P, 2P, 3P, 3P+N, 4P		1P+N		1p, 2p, 3p		1p, 2p, 3p	
1pole	2~4pole	-		-		1pole	2~3pole
63A ~ 125A 10kA at 230VAC	63A ~ 125A 10kA at 400VAC	3A ~ 32A 4.5kA at 230VAC (NF: 3kA)		10A~100A 10kA at 240VAC 2.5kA at 415VAC	10A~100A 5kA at 240VAC 2.5kA at 415VAC	5A~50A 10kA at 230VAC	5A~50A 10kA at 400VAC
IEC 60947-2		IEC 60898		IEC 60947-2		IEC 60947-2	
CCC, SEMKO CB, SABS, CE		CCC, SEMKO CB, NF, SABS, CE		-		SEMKO CB, CE	
Thermal magnetic release		Thermal magnetic release		Thermal magnetic release		Thermal magnetic release	
1,500 operations		4,000 operations		1,500 operations		1,500 operations	
10,000 operations		10,000 operations		10,000 operations		10,000 operations	
On 35mm DIN rail		On 35mm DIN rail		Holder mounting (Bolt on with fixing brackets)		Plug-in	
27mm per pole		17.8mm		25mm per pole		25mm per pole	
Lug type (Cable up to 50mm <sup>2</sup> )		Lug type (Cable up to 10mm <sup>2</sup> )		Clamp type		Lug type (14-6 AWG.)	
See page 45 IEC 60947-2 (SABS)		See page 45 -		See page 46 -		See page 47 -	