

50AF MCCB

ABN50c, ABS50c, ABH50c

Metasol



ABS52c



ABS53c



ABS54c

For more information

- Drawings ▶ 106, 107 page
- Trip curves ▶ 101, 102 page
- Accessories ▶ 74 page
- Connection and mounting ▶ 127 page

Ratings

Frame size		50AF							
Type and pole				N-type		S-type		H-type	
2-pole				ABN52c		ABS52c		ABH52c	
3-pole				ABN53c		ABS53c		ABH53c	
4-pole				ABN54c		ABS54c		ABH54c	
Rated current, I _n		15-20-30-40-50A							
Rated operational voltage, U _e		AC: 690V							
		DC: 500V							
Rated insulation voltage, U _i		AC: 1,000V							
Rated impulse withstand voltage, U _{imp}		8kV							
Rated short-circuit breaking capacity, I_{cu}				N-type		S-type		H-type	
AC 690V				2.5kA		5kA		10kA	
IEC 60947-2 (I _{cu})		480/500V		7.5kA		10kA		35kA	
		460V		14kA		18kA		50kA	
		415V		14kA		18kA		50kA	
		380V		18kA		22kA		50kA	
		220/250V		30kA		35kA		100kA	
DC 500V (3P)				5kA		10kA		30kA	
250V (2P)				5kA		10kA		30kA	
I _{cs} =%×I _{cu}				100%		100%		100%	
Protective function		Overload, Short-circuit							
Type of trip unit		Thermal-Magnetic							
Magnetic trip range		12×I _n (30A and under: 400A)							
Endurance		Mechanical		25,000 operations					
		Electrical		10,000 operations					
Connection		Standard		Front connection					
		Optional		Rear connection					
		Plug-in							
Mounting		Standard		Screw fixing					
Dimensions (mm)		Pole		2p		3p		4p	
		a		50		75		100	
		b				130		155	
		c1 <small>Note</small>				60		60	
		c2 <small>Note</small>				64		64	
		d				82		82	
Weight, kg		Standard		0.5		0.7		0.9	
				0.5		0.7		0.9	
				0.7		0.9		0.7	
				1		1.2			
Certification		Pole		2p		3p		4p	
CE marking		CE		○		○		○	

Note) 1. Depth by door cut size : c1 for large cut, c2 for small cut
 2. 4-pole product's ampacity on neutral conductor is equal to or less than 50% of the rated current.

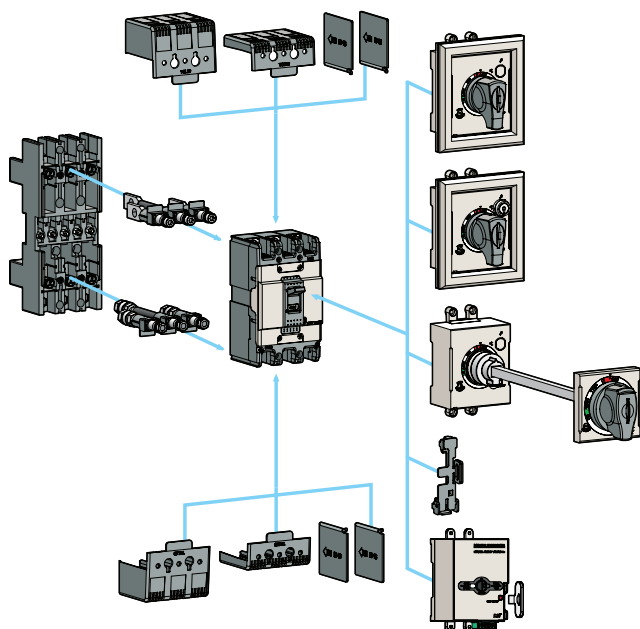
Ordering types

Breaker types

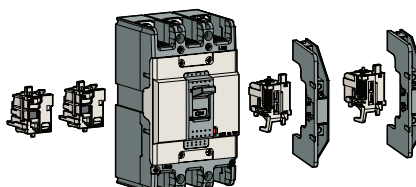
ABN type (14kA/460V)			
Rated current, In	2-pole	3-pole	4-pole
15 A	ABN52c/15	ABN53c/15	ABN54c/15
20 A	ABN52c/20	ABN53c/20	ABN54c/20
30 A	ABN52c/30	ABN53c/30	ABN54c/30
40 A	ABN52c/40	ABN53c/40	ABN54c/40
50 A	ABN52c/50	ABN53c/50	ABN54c/50

ABS type (18kA/460V)			
Rated current, In	2-pole	3-pole	4-pole
15 A	ABS52c/15	ABS53c/15	ABS54c/15
20 A	ABS52c/20	ABS53c/20	ABS54c/20
30 A	ABS52c/30	ABS53c/30	ABS54c/30
40 A	ABS52c/40	ABS53c/40	ABS54c/40
50 A	ABS52c/50	ABS53c/50	ABS54c/50

ABH type (50kA/460V)			
Rated current, In	2-pole	3-pole	4-pole
15 A	ABH52c/15	ABH53c/15	ABH54c/15
20 A	ABH52c/20	ABH53c/20	ABH54c/20
30 A	ABH52c/30	ABH53c/30	ABH54c/30
40 A	ABH52c/40	ABH53c/40	ABH54c/40
50 A	ABH52c/50	ABH53c/50	ABH54c/50



Accessories



Electrical auxiliaries

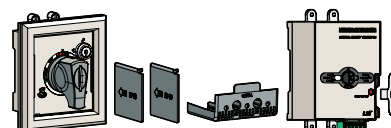
AX	Auxiliary switch
AL	Alarm switch
AX+AL	Combination switch
SHT	Shunt trip
UVT	Undervoltage trip



Maximum possibilities

T-position	One of above auxiliaries
R-position	Option of AX or AL or AX+AL

Note) For more detail see 74 page



External accessories

ABN50c ABS50c	ABH50c	Name
IB13	IB23	Insulation barrier
TCL13	TCL23	Terminal cover (Long) - Inde type, D-handle type, N-handle type
TCS13	TCS23	Terminal cover (Short) - Inde type, D-handle type, N-handle type
DH100	DH125	Rotary handle (Direct)
DHK100	DHK125	Rotary handle (Direct, Key lock)
EH100	EH125	Rotary handle (Extended)
-	RTB2	Rear terminal (Bar)
RTR1	RTR2	Rear terminal (Round)
PB-A3	PB-C3	Plug-in kit
Handle lock		
MOP-M1	MOP-M2	Remote operation

Note) For more detail see 82 page

- Inde type: This cover is used without auxiliary handle.
- D-handle type: This cover is used with D-handle.
- N-handle type: This cover is used with N-handle.