

# 100AF MCCB

## ABN100c, ABN100e

Metasol



ABN102c



ABN103c



ABN104c

## Ratings

Frame size		100AF			
<b>Type and pole</b>		<b>N-type</b>			
	2-pole	<b>ABN102c</b>	<b>ABN102e</b>		
	3-pole	<b>ABN103c</b>	<b>ABN103e</b>		
	4-pole	<b>ABN104c</b>	<b>ABN104e</b>		
Rated current, I <sub>n</sub>		15-20-30-40-50-60-75-100A			
Rated operational voltage, U <sub>e</sub>		AC: 690V			
		DC: 500V			
Rated insulation voltage, U <sub>i</sub>		AC: 1,000V			
Rated impulse withstand voltage, U <sub>imp</sub>		8kV			
<b>Rated short-circuit breaking capacity, I<sub>cu</sub></b>		<b>N-type</b>			
IEC 60947-2 (I <sub>cu</sub> )	AC	690V	5kA	7.5(5)kA	
	480/500V	460V	18kA	31(18)kA	
		415V	18kA	31(18)kA	
		380V	22kA	31(22)kA	
		220/250V	35kA	65(35)kA	
	DC	500V (3P)	10kA	15(10)kA	
	250V (2P)	10kA	15(10)kA		
I <sub>cs</sub> =%×I <sub>cu</sub>		100% ( )			
<b>Protective function</b>		Overload, Short-circuit			
Type of trip unit		Thermal-Magnetic			
Magnetic trip range		400A			
Endurance	Mechanical	25,000 operations			
	Electrical	10,000 operations			
Connection	Standard	Front connection			
	Optional	Rear connection			
		Plug-in			
Mounting	Standard	Screw fixing			
<b>Dimensions (mm)</b>		Pole	2p	3p	4p
	a		50	75	100
	b		130	130	130
	c1 <small>Note)</small>		60	60	60
	c2 <small>Note)</small>		64	64	64
	d		82	82	82
	Weight, kg	Standard	0.5	0.7	0.9
<b>Certification</b>		Pole	2p	3p	4p
CE marking		CE	○	○	○

### For more information

- Drawings ▶ 109 page
- Trip curves ▶ 101 page
- Accessories ▶ 74 page
- Connection and mounting ▶ 127 page

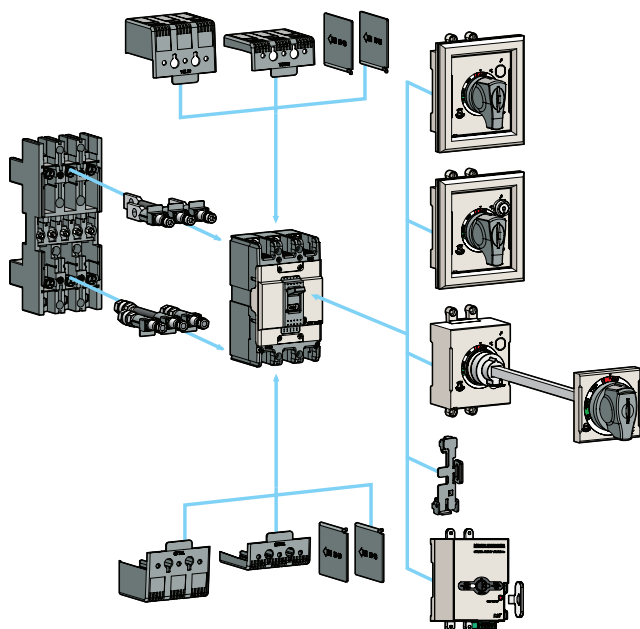
Note) 1. Depth by door cut size : c1 for large cut, c2 for small cut  
 2. 4-pole product's ampacity on neutral conductor is equal to or less than 50% of the rated current.  
 3. The I<sub>cs</sub>(service breaking capacity) of ABN100e are in ( )

## Ordering types

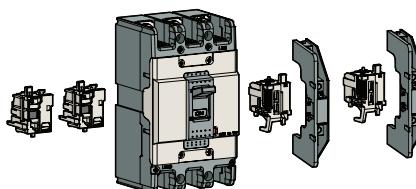
### Breaker types

ABN-c type (18kA/460V)			
Rated current, In	2-pole	3-pole	4-pole
15 A	ABN102c/15	ABN103c/15	ABN104c/15
20 A	ABN102c/20	ABN103c/20	ABN104c/20
30 A	ABN102c/30	ABN103c/30	ABN104c/30
40 A	ABN102c/40	ABN103c/40	ABN104c/40
50 A	ABN102c/50	ABN103c/50	ABN104c/50
60 A	ABN102c/60	ABN103c/60	ABN104c/60
75 A	ABN102c/75	ABN103c/75	ABN104c/75
100 A	ABN102c/100	ABN103c/100	ABN104c/100

ABN-e type (31kA/460V)			
Rated current, In	2-pole	3-pole	4-pole
15 A	ABN102e/15	ABN103e/15	ABN104e/15
20 A	ABN102e/20	ABN103e/20	ABN104e/20
30 A	ABN102e/30	ABN103e/30	ABN104e/30
40 A	ABN102e/40	ABN103e/40	ABN104e/40
50 A	ABN102e/50	ABN103e/50	ABN104e/50
60 A	ABN102e/60	ABN103e/60	ABN104e/60
75 A	ABN102e/75	ABN103e/75	ABN104e/75
100 A	ABN102e/100	ABN103e/100	ABN104e/100

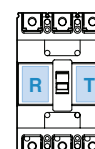


### Accessories



#### Electrical auxiliaries

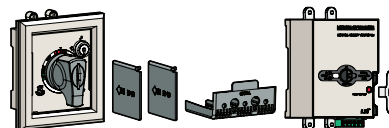
<b>AX</b>	Auxiliary switch
<b>AL</b>	Alarm switch
<b>AX+AL</b>	Combination switch
<b>SHT</b>	Shunt trip
<b>UVT</b>	Undervoltage trip



#### Maximum possibilities

<b>T-position</b>	One of above auxiliaries
<b>R-position</b>	Option of AX or AL or AX+AL

Note) For more detail see 74 page



#### External accessories

ABN100c	Name
IB13	Insulation barrier
TCL13	Terminal cover (Long) - Inde type, D-handle type, N-handle type
TCS13	Terminal cover (Short) - Inde type, D-handle type, N-handle type
DH100	Rotary handle (Direct)
DHK100	Rotary handle (Direct, Key lock)
EH100	Rotary handle (Extended)
RTB1	Rear terminal (Bar)
RTR1	Rear terminal (Round)
PB-A3	Plug-in kit
Handle lock	
MOP-M1	Remote operation

Note) For more detail see 82 page

- Inde type: This cover is used without auxiliary handle.
- D-handle type: This cover is used with D-handle.
- N-handle type: This cover is used with N-handle.