

100AF MCCB

ABN100c, ABN100e

Metasol



ABN102c



ABN103c



ABN104c

Ratings

Frame size		100AF			
Type and pole		N-type			
	2-pole	ABN102c	ABN102e		
	3-pole	ABN103c	ABN103e		
	4-pole	ABN104c	ABN104e		
Rated current, I _n		15-20-30-40-50-60-75-100A			
Rated operational voltage, U _e		AC: 690V			
		DC: 500V			
Rated insulation voltage, U _i		AC: 1,000V			
Rated impulse withstand voltage, U _{imp}		8kV			
Rated short-circuit breaking capacity, I_{cu}		N-type			
AC	IEC 60947-2 (I _{cu})	690V	5kA	7.5(5)kA	
		480/500V	10kA	14(10)kA	
		460V	18kA	31(18)kA	
		415V	18kA	31(18)kA	
		380V	22kA	31(22)kA	
		220/250V	35kA	65(35)kA	
	DC	500V (3P)	10kA	15(10)kA	
	250V (2P)	10kA	15(10)kA		
I _{cs} =%×I _{cu}		100% ()			
Protective function		Overload, Short-circuit			
Type of trip unit		Thermal-Magnetic			
Magnetic trip range		400A			
Endurance	Mechanical	25,000 operations			
	Electrical	10,000 operations			
Connection	Standard	Front connection			
	Optional	Rear connection			
		Plug-in			
Mounting	Standard	Screw fixing			
Dimensions (mm)		Pole	2p	3p	4p
		a	50	75	100
		b	130	130	130
		c1 <small>Note)</small>	60	60	60
		c2 <small>Note)</small>	64	64	64
		d	82	82	82
		Weight, kg	Standard	0.5	0.7
Certification		Pole	2p	3p	4p
CE marking		CE	○	○	○

For more information

- Drawings ▶ 109 page
- Trip curves ▶ 101 page
- Accessories ▶ 74 page
- Connection and mounting ▶ 127 page

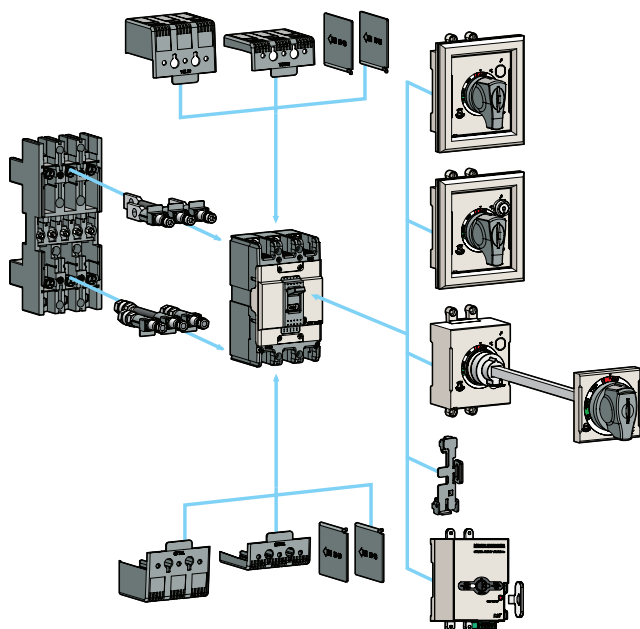
Note) 1. Depth by door cut size : c1 for large cut, c2 for small cut
 2. 4-pole product's ampacity on neutral conductor is equal to or less than 50% of the rated current.
 3. The I_{cs}(service breaking capacity) of ABN100e are in ()

Ordering types

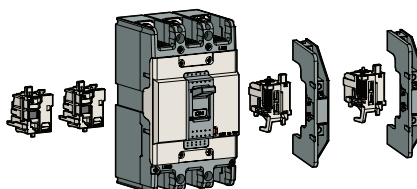
Breaker types

ABN-c type (18kA/460V)			
Rated current, In	2-pole	3-pole	4-pole
15 A	ABN102c/15	ABN103c/15	ABN104c/15
20 A	ABN102c/20	ABN103c/20	ABN104c/20
30 A	ABN102c/30	ABN103c/30	ABN104c/30
40 A	ABN102c/40	ABN103c/40	ABN104c/40
50 A	ABN102c/50	ABN103c/50	ABN104c/50
60 A	ABN102c/60	ABN103c/60	ABN104c/60
75 A	ABN102c/75	ABN103c/75	ABN104c/75
100 A	ABN102c/100	ABN103c/100	ABN104c/100

ABN-e type (31kA/460V)			
Rated current, In	2-pole	3-pole	4-pole
15 A	ABN102e/15	ABN103e/15	ABN104e/15
20 A	ABN102e/20	ABN103e/20	ABN104e/20
30 A	ABN102e/30	ABN103e/30	ABN104e/30
40 A	ABN102e/40	ABN103e/40	ABN104e/40
50 A	ABN102e/50	ABN103e/50	ABN104e/50
60 A	ABN102e/60	ABN103e/60	ABN104e/60
75 A	ABN102e/75	ABN103e/75	ABN104e/75
100 A	ABN102e/100	ABN103e/100	ABN104e/100

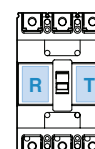


Accessories



Electrical auxiliaries

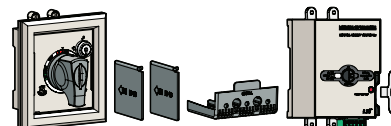
AX	Auxiliary switch
AL	Alarm switch
AX+AL	Combination switch
SHT	Shunt trip
UVT	Undervoltage trip



Maximum possibilities

T-position	One of above auxiliaries
R-position	Option of AX or AL or AX+AL

Note) For more detail see 74 page



External accessories

ABN100c	Name
IB13	Insulation barrier
TCL13	Terminal cover (Long) - Inde type, D-handle type, N-handle type
TCS13	Terminal cover (Short) - Inde type, D-handle type, N-handle type
DH100	Rotary handle (Direct)
DHK100	Rotary handle (Direct, Key lock)
EH100	Rotary handle (Extended)
RTB1	Rear terminal (Bar)
RTR1	Rear terminal (Round)
PB-A3	Plug-in kit
Handle lock	
MOP-M1	Remote operation

Note) For more detail see 82 page

- Inde type: This cover is used without auxiliary handle.
- D-handle type: This cover is used with D-handle.
- N-handle type: This cover is used with N-handle.