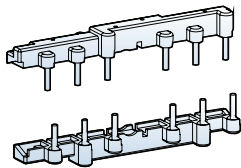



Interlock unit



Wire kit



Interlocks

Component parts for assembling by customer

Interlock unit, UR-02 and AR-9 & Wire kit UW

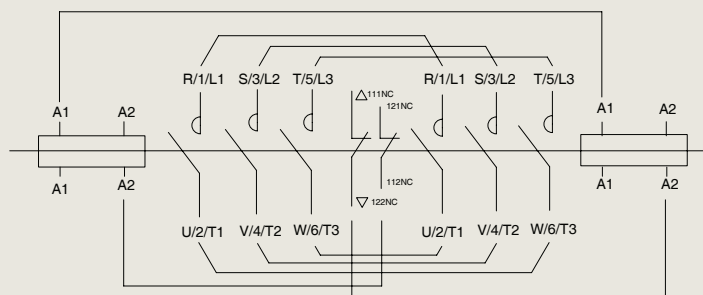
UR-02 is a mechanical interlock unit and provides 2NC contacts for use in electrical interlocking

UW is used for making reversing circuit between two contactors.

Contactor	Pole	Wire kit		Interlock unit		Aux Contact
		Type	Weight	Type	Weight	
MC-6a~18a	3P	UW-18	0.05kg	UR-02	0.06kg	2NC
	4P	-	-			
MC-9b~22b	3P	UW-22	0.04kg			-
MC-32a~40a		UW-32	0.05kg			
MC-50a, 65a		UW-63	0.12kg			
MC-75a~100a		UW-95	0.33kg			
MC-130a~150a		-	-			
MC-22a~85a	4P	-	-	AR-9	0.05kg	-

Rating of the contacts in the interlocks


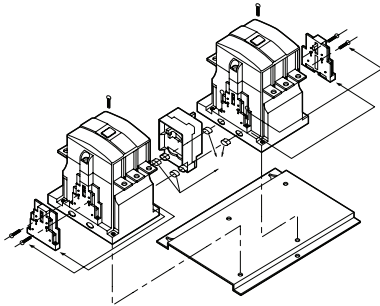
Rated operation voltage	600V	
Rated insulation voltage	1000V	
Rated frequency	50/60Hz	
Rated thermal current	16A	
Rated operation current		
AC15 duty (A600)	120V	6A
	240V	3A
	380V	1.9A
	480V	1.5A
	500V	1.4A
	600V	1.2A
DC13 duty (Q300)	125V	0.55A
	250V	0.27A



<MC-6aR ~ MC-150aR typical circuit diagram for reversing contactor>



AR-180



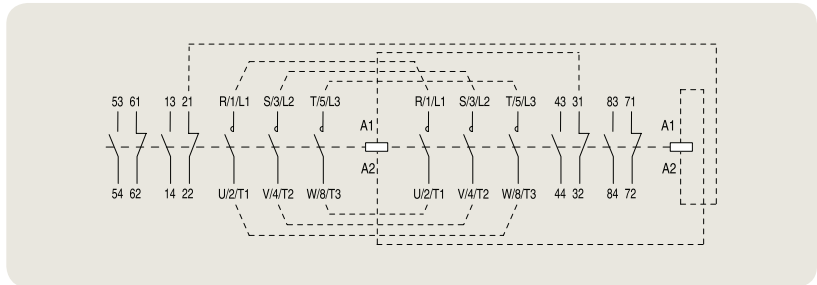
AR-600 & AR-600/V

Interlock unit, AR-180 and AR-600

AR-180 and AR-600 are mechanical interlock units in which electrical contacts for use in electrical interlocking are not included. Please use the auxiliary contacts on the sides of the contactors for that purpose.

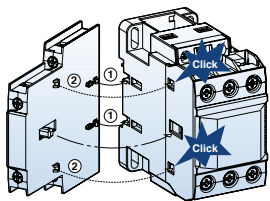
Contactor	Pole	Interlock unit	
		Type	Weight
MC-100a	4P	AR-180	0.09kg
MC-130a			
MC-150a			
MC-185a			
MC-225a			
MC-265a			
MC-330a	3,4P	AR-600 AR-600/V	15.2kg
MC-400a			
MC-500a			
MC-630a			
MC-800a			

*AR-600 3pole product is different fro, AR-600 4pole product in size.
*The AR-600 / V is a vertical interlock unit.

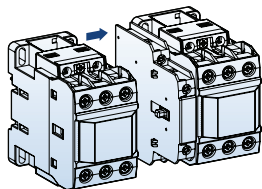


<MC-180aR ~ MC-800aR typical circuit diagram for reversing contactor>

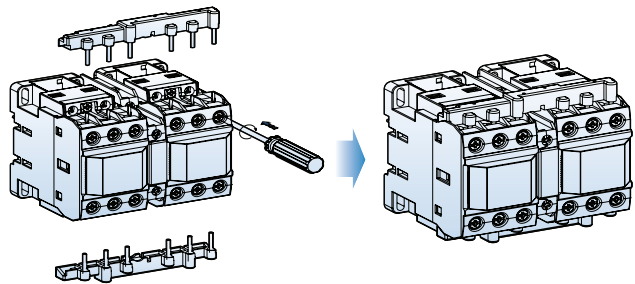
Installation of Interlock and Wire kits



Install the interlock unit on the side of a contactor first. Fit each part as indicated in the fig.



And then install the other contactor on the other side of the interlock unit as shown.



After installing interlock unit wiring kit can be assembled.

Wiring kit contains two molded wires - one for line side and the other for load side.

- In case of assembling Reversing contactor, please check the R, S, T/U, V, Wmark on the contactor and Wire kit.