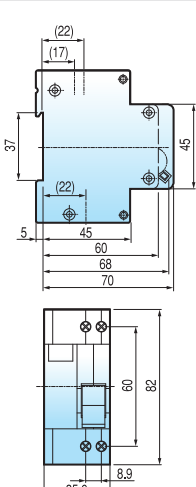
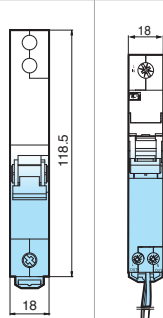
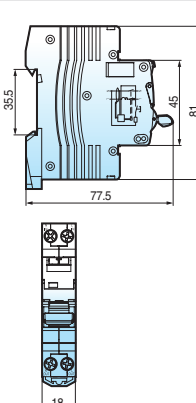
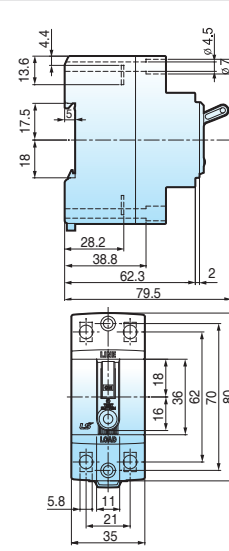


Residual Current Circuit Breakers

1, 2 and 4pole series up to 125AF



Type	RCBO					
	RKP	RKS	RKS-b	RKC	32KGRc	
Protection	Ground fault and overcurrent		Ground fault and overcurrent	Ground fault and overcurrent	Ground fault and overcurrent	
Rated current	3 (C, D curve), 6, 10, 16, 20, 25, 32A (B, C, D curve)		6, 10, 16, 20, 25, 32A (40, 50A)* (B, C curve)	6, 10, 16, 20, 25, 32A (B, C curve)	15, 20, 30A	
Rated residual current	-		-	-	-	
Operating, $I_{\Delta n}$	30, 100, 300mA (Non-adjustable)		30, 100mA (Non-adjustable)	10, 30mA (Non-adjustable)	15, 30mA (Non-adjustable)	
Non-operating, $I_{\Delta no}$	0.5 $I_{\Delta n}$		0.5 $I_{\Delta n}$	0.5 $I_{\Delta n}$	0.5 $I_{\Delta n}$	
Poles	1P+N		1P+N	1P+N	2pole	
Rated voltage	230VAC		230VAC 240VAC	240VAC	110/240VAC	
Residual current off-time	≤0.1 sec.		≤0.3 sec.	≤0.1 sec	≤0.03 sec	
Standard	IEC 61009		IEC 61009	IEC 61009	IEC 61009, KS	
Approval	CCC, SEMKO CB, CE, SABS		SEMKO CB, CE, SABS	SEMKO CB, CE	BV CB	
Approval	CCC		CCC		CCC	
Type of trip	-		-	-	-	
Ground fault	Electronic		Electronic	Electronic	Electronic	
Overcurrent	Thermal-magnetic		Thermal-magnetic	Thermal-magnetic	Bimetallic	
Breaking capacity	4.5kA		10kA	6kA (32A 4.5kA)	1.5kA	2.5kA
Conditional short circuit capacity	-		-	-	-	
Endurance Electrical	4,000 operations		4,000 operations	4,000 operations	4,000 operations	
Mechanical	10,000 operations		10,000 operations	10,000 operations	10,000 operations	
Mount	On 35mm DIN rail		On 35mm DIN rail	On 35mm DIN rail	On 35mm DIN rail / Screw	
Width	35.6mm		18mm	18mm	35mm	
Terminal	Lug type (Cable up to 10mm ²)		Lug type (Cable up to 10mm ²)	Lug type (Cable up to 10mm ²)	Screw clamp type (Cable up to 5.5mm ²)	
Type of operation	AC		AC	A/AC	-	
Dimension						
Characteristic curve	See page 45		See page 45	-	-	

* 40, 50A are available only for RKS-b



		RCCB			Isolator	
		32GRhc	32GRhd	RKN	RKN-b	BKD
Ground fault and overcurrent		Ground fault			-	
15, 20, 30A		25, 32, 40, 63A		63AF 25, 40, 63A	100AF 80, 100A	40, 50, 63, 80, 100, 125A
-		-		-		-
15, 30mA (Non-adjustable)		30, 100, 300mA (Non-adjustable)			-	
0.5I _{Δn}		0.5I _{Δn}			-	
2pole		1P+N, 3P+N			1p, 2p, 3p, 4p	
110/220VAC		240VAC (1P+N), 240/415V (3P+N)			230/400VAC	
≤0.03 sec		≤0.1 sec			-	
KS		IEC 61008			IEC 60947-3	
-		SEMKO CB, CE, NF, SABS, CCC		SEMKO CB, CE, SABS		SABS, SEMKO CB
-		-		-		-
Electronic		Electro-magnetic			-	
Bimetallic		N.A			-	
1.5kA		2.5kA		-		-
-		6kA		10kA		-
4,000 operations		4,000 operations			1,500 operations (125A 1,000 operations)	
10,000 operations		10,000 operations			10,000 operations	
On 35mm DIN rail / Screw		On 35mm DIN rail			On 35mm DIN rail	
33mm		-			17.8mm per pole	
Screw clamp type (Cable up to 5.5mm ²)		Lug type (Cable up to 35mm ²)			Lug type (Cable up to 50mm ²)	
-		A/AC		A/AC	AC	-
						-