


Cajas Rectangulares y Cuadradas

Para instalaciones industriales y comerciales

Para tubo rígido e IMC

INYECTADOS

RAWELT®



CAJAS RECTANGULARES Y CUADRADAS PARA INSTALACIONES INDUSTRIALES Y COMERCIALES PARA TUBO RÍGIDO E IMC

Las cajas de registro rectangulares y cuadradas RAWELT son diseñadas y fabricadas bajo los más estrictos controles de calidad, certificadas en normas internacionales, por UL y CSA siendo utilizadas en la industria tanto pesada como ligera, así mismo en aplicaciones comerciales como residenciales.

Gracias a el método de moldeo por inyección a presión, sus paredes de aluminio son compactas y libres de porosidad obteniéndose una estabilidad dimensional y una resistencia extraordinaria para ser usadas en cualquier tipo de industria, con un peso 3 veces más ligero que otro sistema de moldeo.

- Roscas **NPT** concéntricas a la boca para un sellado, ajuste y escuadre perfecto a 90° en el tubo ensamblado.
- Resistente a ambientes húmedos y altamente corrosivos.
- Acabados de máxima durabilidad, como pintura Epoxy-Poliéster termoendurecida, para ambientes húmedos y corrosión con pruebas de cámara salina de más de 500 horas, y con recubrimiento de **PVC** exterior y **Uretano RAWELT Purpura** en el interior para ambientes extremadamente corrosivos con pruebas de cámara salina de más de 1000 horas..

En **RAWELT** contamos con la infraestructura necesaria para diseñar y construir herramientas y maquinaria para la fabricación de nuestros propios productos, sin depender de terceros, manteniéndolos en óptimo estado teniendo total y absoluto control de nuestros procesos, revisando la calidad en cada fase de la fabricación, desde la materia prima hasta el empaqueo y entrega del producto.

Gran inventario en nuestros almacenes propios, estratégicamente distribuidos para una entrega rápida y completa. Obteniendo un ahorro económico y de espacio en sus inventarios.

Cuerpo: Aluminio inyectado a presión

Tapa: Lamina de aluminio troquelada

Empaque: Neopreno

Acabado: Pintura electroestática Epoxy-Poliéster termoendurecida

Certificaciones:

UL 514 A y CSA-C22.2 No. 18-92

UL FILE: E135600

CSA FILE: LR105795-1

ONE AND TWO GANG OULET BOXES FOR INDUSTRIAL AND COMMERCIAL FACILITIES FOR RIGID CONDUIT AND IMC

The RAWELT one and two gang outlet box are designed and manufactured under the most strict quality controls and certified in international standards by UL and CSA, it is used in both heavy and light industry, also in commercial and residential applications.

Thanks to the method of diecasting, the aluminum walls are compact, thin and free of porosity obtaining a dimensional stability and outstanding resistance to be used in any industry, weighing lighter three times that another moulding system.

- Concentric **NPT** threads to the hubs for a sealing, adjustment and perfect 90° squaring in the assembled **NPT** pipe.
- Wet and highly corrosive environments resistant.
- High durability finishes, thermoset epoxy-polyester powder coating, for wet and corrosive environments with 500 hours salt spray fog test and exterior **PVC** and interior **RAWELT Urethane Purple** for high corrosive environments with 1000 hours of salt spray fog test.

RAWELT has the infrastructure to design a built the machinery and tooling to manufacture their own products, without relying third parties, and keeping them in optimal condition to have total and absolute control of our processes, checking the quality at every stage of manufacturing, from raw materials to packaging and product delivery.

Large inventory in our warehouses, strategically located for quick and complete delivery. Obtaining economic and space savings in your inventory.

Body: Diecast Aluminum

Cover: Aluminum stamped sheet

Gasket: Neoprene

Finish: Electrostatic powder coating thermoset

Certifications:

UL 514 A y CSA-C22.2 No. 18-92

UL FILE: E135600

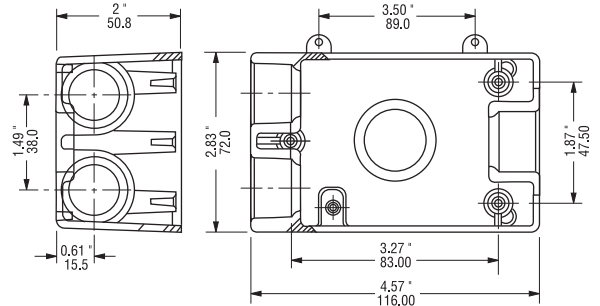
CSA FILE: LR105795-1



**3.2 - CAJA RECTANGULAR. A PRUEBA DE INTEMPERIE. SERIE RR.
CON OREJAS PARA MONTAJE.**

**3.2 - WEATHERPROOF SINGLE GANG BOX. RR SERIES.
WITH MOUNTING LUGS.**

Dimensiones en pulgadas y milímetros.
Dimensions in inches and millimeters.



- Material: Aluminio inyectado a presión (diecast).
- Acabados: Pintura electrostática epoxica/poliester polimerizada.
- Tornillo de tierra pasivado incluido.
- Dos orejas para montaje, tornillos y tapones incluidos.
- A prueba de intemperie cuando se usa tapa con empaque.
- Rosca NPT para usarse con tubo conduit RIGIDO e IMC.

APLICACIONES:

- Pueden ser instaladas para recibir accesorios como: Interruptores, contactos, estaciones de botones, luces piloto.
- Sirven para hacer empalmes y conexiones en el cableado. Permite facil acceso para mantenimiento.
- Fabricación en base a: UL 514 A, UL 514 B
CAN/CSA-C22.2 No. 18-92

- Material: Diecast aluminum
- Finish: Electrostatic powder epoxy/poliester coating.
- Green ground screw included.
- Two mounting lugs, screws and close-up plugs included.
- For wet location when gasketed cover are used.
- NPT threaded for use with RIGID and IMC conduit.

APPLICATIONS:

- They can be installed to accommodate accessories such as switches, receptacles.
- Provide openings for making splice and taps. Allow access for maintenance.
- Manufactured in compliance with: UL 514 A, UL 514 B
CAN/CSA-C22.2 No. 18-92

USAR No. DE CODIGO PARA HACER PEDIDOS / TO ORDER USE CODE NUMBER

Figura Figure	Bocas Hubs	Catalogo Catalog	Codigo Code	Medida nominal Hub size		Volumen Volume		Peso x 100 pzas. Weight x 100 pcs.		Pqt. Unit. Pzas. Pcs.	Std. Pkg. Pzas. Pcs.	
				mm	inch	cm ³	cu. in	kg	Lb			
	Arriba/Top	1	RR-0505-M	01.01.0505.M	12.7	1/2	308.3	18.8	22.0	48.5	1	40
			RR-0506-M	01.01.0506.M	19.0	3/4	308.3	18.8	19.5	42.9	1	40
			RR-2631-M	01.01.2631.M	25.4	1	246.0	15.0	27.0	58.3	1	40
	Arriba/Top Abajo/Bottom	1	RR-0470-M	01.01.0470.M	12.7	1/2	300.1	18.3	24.0	52.9	1	40
		1	RR-0471-M	01.01.0471.M	19.0	3/4	295.2	18.0	22.0	48.5	1	40
			RR-2742-M	01.01.2742.M	25.4	1	246.0	15.0	27.0	58.3	1	40
	Arriba/Top Abajo/Bottom	1	RR-0472-M	01.01.0472.M	12.7	1/2	275.5	16.8	29.5	65.0	1	40
		2	RR-0473-M	01.01.0473.M	19.0	3/4	275.5	16.8	26.5	58.4	1	40
	Arriba/Top Abajo/Bottom Izquierda/Left	1	RR-0480-M	01.01.0480.M	12.7	1/2	275.5	16.8	30.0	66.1	1	40
		1	RR-0481-M	01.01.0481.M	19.0	3/4	275.5	16.8	27.5	60.6	1	40
		1	RR-2743-M	01.01.2743.M	25.4	1	234.5	14.3	28.5	62.7	1	40
	Arriba/Top Abajo/Bottom Izquierda/Left Derecha/Right	1	RR-0474-M	01.01.0474.M	12.7	1/2	275.5	16.8	32.5	71.6	1	40
		1	RR-0475-M	01.01.0475.M	19.0	3/4	275.5	16.8	26.5	58.4	1	40
		1										
		1	RR-2744-M	01.01.2744.M	25.4	1	234.5	14.3	28.5	62.7	1	40

Especificaciones sujetas a cambio sin previo aviso. Specifications are subject to change without notice.

**3.2 - CAJA RECTANGULAR. A PRUEBA DE INTEMPERIE. SERIE RR.
CON OREJAS PARA MONTAJE.**

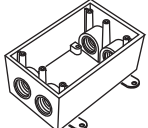
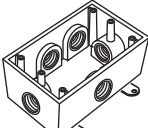
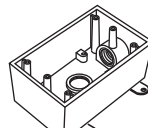
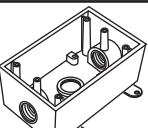
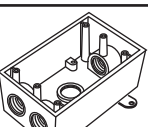
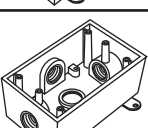
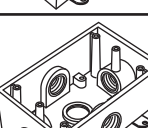
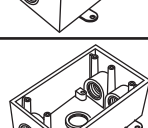
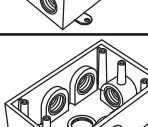
**3.2 - WEATHERPROOF SINGLE GANG BOX. RR SERIES.
WITH MOUNTING LUGS.**

Hoja: 2 / 7
Page:

FICHA TECNICA / TECHNICAL DATA

007-RW-174

USAR No. DE CODIGO PARA HACER PEDIDOS / TO ORDER USE CODE NUMBER

Figura Figure	Bocas Hubs	Catalogo Catalog	Codigo Code	Medida nominal Hub size		Volumen Volume		Peso x 100 pzas. Weight x 100 pcs.		Pqt. Unit. Pzas. Pcs.	Std. Pkg. Pzas. Pcs.
				mm	inch	cm ³	cu. in	kg	Lb		
	Arriba/Top 2	RR-0476-M	01.01.0476.M	12.7	1/2	267.3	16.3	30.5	67.2	1	40
	Abajo/Bottom 2	RR-0477-M	01.01.0477.M	19.0	3/4	267.3	16.3	26.0	57.3	1	40
	Arriba/Top 1	RR-0478-M	01.01.0478.M	12.7	1/2	267.3	16.3	32.0	70.5	1	40
	Abajo/Bottom 1	RR-0479-M	01.01.0479.M	19.0	3/4	267.3	16.3	28.5	62.8	1	40
	Izquierda/Left 2										
	Derecha/Right 1										
	Arriba/Top 1	RR-0507-M	01.01.0507.M	12.7	1/2	308.3	18.8	21.0	46.2	1	40
	Detrás/Back 1	RR-0508-M	01.01.0508.M	19.0	3/4	303.4	18.5	18.5	40.7	1	40
		RR-2745-M	01.01.2745.M	25.4	1	246.0	15.0	27.0	58.3	1	40
	Arriba/Top 1	RR-0281-M	01.01.0281.M	12.7	1/2	300.1	18.3	33.0	72.7	1	40
	Abajo/Bottom 1	RR-0282-M	01.01.0282.M	19.0	3/4	295.2	18.0	31.0	68.3	1	40
	Detrás/Back 1	RR-2746-M	01.01.2746.M	25.4	1	246.0	15.0	27.0	58.3	1	40
	Arriba/Top 1	RR-0283-M	01.01.0283.M	12.7	1/2	275.5	16.8	29.0	63.9	1	40
	Abajo/Bottom 2	RR-0284-M	01.01.0284.M	19.0	3/4	275.5	16.8	26.0	57.3	1	40
	Detrás/Back 1										
	Arriba/Top 1	RR-0454-M	01.01.0454.M	12.7	1/2	275.5	16.8	29.5	65.0	1	40
	Abajo/Bottom 1	RR-0455-M	01.01.0455.M	19.0	3/4	275.5	16.8	27.0	59.5	1	40
	Izquierda/Left 1										
	Detrás/Back 1	RR-2747-M	01.01.2747.M	25.4	1	234.5	14.3	28.5	62.7	1	40
	Arriba/Top 1	RR-0285-M	01.01.0285.M	12.7	1/2	275.5	16.8	32.0	70.5	1	40
	Abajo/Bottom 1	RR-0286-M	01.01.0286.M	19.0	3/4	275.5	16.8	26.0	57.3	1	40
	Izquierda/Left 1										
	Derecha/Right 1	RR-2748-M	01.01.2748.M	25.4	1	234.5	14.3	28.5	62.7	1	40
	Detrás/Back 1										
	Arriba/Top 2	RR-0287-M	01.01.0287.M	12.7	1/2	267.3	16.3	29.5	65.0	1	40
	Abajo/Bottom 2	RR-0288-M	01.01.0288.M	19.0	3/4	267.3	16.3	25.5	56.2	1	40
	Detrás/Back 1										
	Arriba/Top 1	RR-0289-M	01.01.0289.M	12.7	1/2	267.3	16.3	31.5	69.4	1	40
	Abajo/Bottom 1										
	Izquierda/Left 2	RR-0290-M	01.01.0290.M	19.0	3/4	267.3	16.3	28.0	61.7	1	40
	Derecha/Right 1										
	Detrás/Back 1										

Certificaciones / Compliances:  Expediente/File No. LR 105795-1

 Expediente/File No. E135600

Cajas 25.4 1"

Boxes 25.4 1"

Especificaciones sujetas a cambio sin previo aviso.

Specifications are subject to change without notice.

RAWELT, S.A. de C.V.

RAWELT ® INYECTADOS
Una División del Grupo **REVUELTA**

**3.2 - CAJA RECTANGULAR. A PRUEBA DE INTEMPERIE. SERIE RR.
CON OREJAS PARA MONTAJE. TAPA RECTANGULAR ALUMINIO.**

**3.2 - WEATHERPROOF SINGLE GANG BOX. RR SERIES.
WITH MOUNTING LUGS. SINGLE GANG COVER ALUMINUM.**

Hoja: 3 / 7
Page:

FICHA TECNICA / TECHNICAL DATA

007 - RW - 174

TAPA

- Lámina de aluminio troquelada.
- Uso en interiores.
- Tornillos galvanizados incluidos.

EMPAQUE

- PVC

TAPON

- Aluminio inyectado a presión (diecast).

COVER

- Sheet aluminum.
- For use indoors.
- Galvanized mounting screws included.

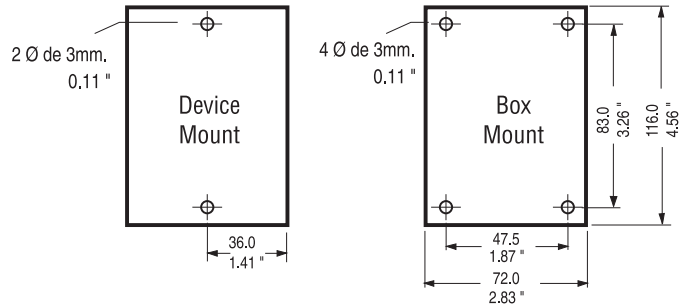
GASKET

- PVC.

CLOSE UP PLUG

- Die cast aluminum.

Dimensiones en milímetros y pulgadas.
Dimensions in inches and millimeters.



LISTED
1M70



USAR No. DE CODIGO PARA HACER PEDIDOS / TO ORDER USE CODE NUMBER

Figura Figure	Catalogo Catalog	Codigo Code	Descripción Description	Cant. Diam. Qty.	Espesor Thickness		Peso x 100 pzas. Weight x 100 pcs.		Pqt. Unit Pzas. Pcs.	Unit Ctn. Pzas. Pcs.	Ship Ctn. Pzas. Pcs.	Std. Pkg. Pzas. Pcs.
					mm	inch	kg	Lb				
	TR-0424	01.02.0424	Tapa rectangular para contacto de 35.23 mm Ø 1 3/8". 4 diámetros. Single gang round receptacle cover 1 3/8" diameter hole. Box mount. 4 holes.	4	1.02	.040	2.1	4.6	10	50	200	400
	TR-0414	01.02.0414	Tapa rectangular para contacto de 40.38 mm Ø 1 9/16". 4 diámetros. Single gang round receptacle cover 1 9/16" diameter hole. Box mount. 4 holes.	4	1.02	.040	2.0	4.4	10	50	200	400
	TR-0426	01.02.0426	Tapa rectangular para contacto de 54.30 mm Ø 2 1/8". 4 diámetros. Single gang round receptacle cover 2 1/8" diameter hole. Box mount. 4 holes.	4	1.02	.040	1.7	3.7	10	50	200	400
	TR-0425	01.02.0425	Tapa rectangular para contacto de 35.23 mm Ø 1 3/8". 2 diámetros. Single gang round receptacle cover 1 3/8" diameter hole. Device mount. 2 holes	2	1.02	.040	2.1	4.6	10	50	200	400
	TR-0423	01.02.0423	Tapa rectangular para contacto de 40.38 mm Ø 1 9/16". 2 diámetros. Single gang round receptacle cover 1 9/16" diameter hole. Device mount. 2 holes.	2	1.02	.040	2.0	4.4	10	50	200	400
	TR-0427	01.02.0427	Tapa rectangular para contacto de 54.30 mm Ø 2 1/8". 2 diámetros. Single gang round receptacle cover 2 1/8" diameter hole. Device mount. 2 holes.	2	1.02	.040	1.8	4.0	10	50	200	400
	TR-0415	01.02.0415	Tapa rectangular para interruptor. 4 diámetros. Single gang toggle switch cover. Box mount. 4 holes.	4	1.02	.040	2.3	5.1	10	50	200	400
	TR-0421	01.02.0421	Tapa rectangular para interruptor. 2 diámetros. Single gang toggle switch cover. Device mount. 2 holes.	2	1.02	.040	2.3	5.1	10	50	200	400

Especificaciones sujetas a cambio sin previo aviso. Specifications are subject to change without notice.

RAWELT, S.A. de C.V.

RAWELT® INYECTADOS
Una División del Grupo **REVUELTA**

**3.2 - CAJA RECTANGULAR. A PRUEBA DE INTEMPERIE. SERIE RR.
CON OREJAS PARA MONTAJE. TAPA RECTANCULAR ALUMINIO.**

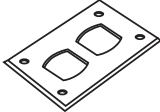
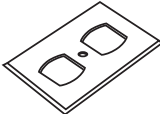
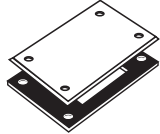
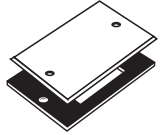

**3.2 - WEATHERPROOF SINGLE GANG BOX. RR SERIES.
WITH MOUNTING LUGS. SINGLE GANG COVER ALUMINUM.**

Hoja: 4 / 7
Page:

FICHA TECNICA / TECHNICAL DATA


007-RW-174

USAR No. DE CODIGO PARA HACER PEDIDOS / TO ORDER USE CODE NUMBER

Figura Figure	Catalogo Catalog	Codigo Code	Descripción Description	Cant. Diam. Qty.	Espesor Thickness		Peso x 100 pzas. Weight x 100 pcs.		Pqt. Unit Pzas. Pcs.	Unit Ctn. Pzas. Pcs.	Ship Ctn. Pzas. Pcs.	Std. Pkg. Pzas. Pcs.
					mm	inch	kg	Lb				
	TR-0385	01.02.0385	Tapa rectangular para contacto duplex. 4 diámetros Single gang duplex receptacle cover. Box mount. 4 holes.	4	1.02	.040	2.0	4.4	10	50	200	400
	TR-0422	01.02.0422	Tapa rectangular para contacto duplex. 1 diámetro. Single gang duplex receptacle cover. Device mount. 1 hole.	1	1.02	.040	1.9	4.2	10	50	200	400
	TR-0416	01.02.1309.G	Tapa rectangular ciega con empaque. 4 diámetros. Weatherproof single gang blank cover. Box mount with gasket. 4 holes.	4	1.02	.040	2.4	5.3	10	40	160	330
	ERP-0614											
	TR-0420	01.02.1310.G	Tapa rectangular ciega con empaque. 2 diámetros. Weatherproof single gang blank cover. Device mount with gasket. 2 holes.	2	1.02	.040	2.4	5.3	10	40	160	330
	ERP-0614											
	ERP-0614	01.05.0614	Empaque de PVC tipo rectangular. PVC gasket.	4	3.17	1/8	1.0	2.2	10	100	700	

TAPONES / PLUGS

USAR No. DE CODIGO PARA HACER PEDIDOS / TO ORDER USE CODE NUMBER

Figura Figure	Catalogo Catalog	Codigo Code	Descripción Description	Medida nominal Hub size		Peso x 100 pzas. Weight x 100 pcs.		Pqt. Unit Pzas. Pcs.	Unit Ctn. Pzas. Pcs.	Ship Ctn. Pzas. Pcs.
				mm.	inch	kg	Lb			
	TA-0371	01.04.0371	Tapón roscado.	12.7	1/2	1.0	2.2	25	200	2000
	TA-0368	01.04.0368	Close-up plug.	19.0	3/4	1.3	2.9	25	100	1000
	TA-2632	01.04.2632		25.4	1	1.7	3.7	25	100	1000

Certificaciones / Compliances:  Expediente/File No. LR 105795-1



Expediente/File No. E135600

 Tapones
Closure plugs

Especificaciones sujetas a cambio sin previo aviso.

Specifications are subject to change without notice..

RAWELT, S.A. de C.V.

RAWELT ® INYECTADOS
Una División del Grupo **REVUELTA** 

**3.2 - CAJA RECTANGULAR. A PRUEBA DE INTEMPERIE. SERIE RR.
CON OREJAS PARA MONTAJE.**

**3.2 - WEATHERPROOF SINGLE GANG BOX. RR SERIES.
WITH MOUNTING LUGS.**

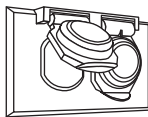

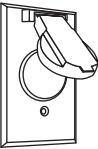
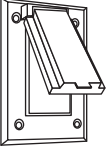
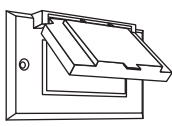
TAPA

- Material: Aluminio inyectado a presión (diecast).
- Acabados: Pintura electrostática epoxica/poliéster polimerizada.
- Para uso en interiores y exteriores.
- Provee protección contra la intemperie cuando el receptáculo no está en uso.
- Empaque y tornillos galvanizados incluidos.
- Contratapa con mecanismo de auto-cierre.

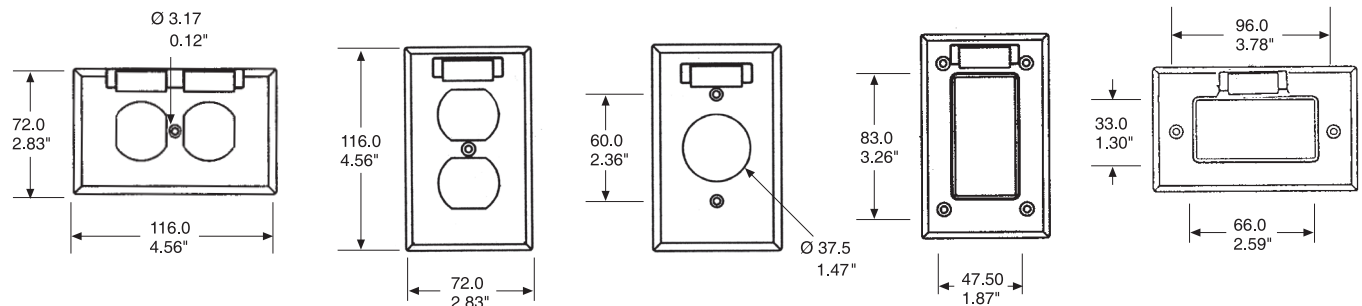
COVER

- Diecast aluminum.
- Finish: Electrostatic powder epoxy/poliéster coating.
- For use indoors and outdoors.
- Provides weatherproof protection when the receptacle is not in use.
- Gasket and galvanized mounting screws included.
- Self-closing cover.

USAR No. DE CODIGO PARA HACER PEDIDOS / TO ORDER USE CODE NUMBER

Figura Figure	Catalogo Catalog	Codigo Code	Descripción Description	Cant. Diam. Qty.	Peso x 100 pzas. Weight x 100 pcs.		Pqt. Unit Pzas. Pcs.	Unit Ctn. Pzas. Pcs.	Ship Ctn. Pzas. Pcs.	Std Pkg. Pzas. Pcs.
					kg	Lb				
	TR-0611	01.03.0611	Tapa rectangular a prueba de intemperie para contacto duplex horizontal. Weatherproof single gang horizontal cover for duplex receptacles.	1	16.0	35.0	1	12	48	96
	TR-0567	01.03.0567	Tapa rectangular a prueba de intemperie para contacto duplex vertical. Weatherproof single gang vertical cover for duplex receptacles.	1	13.0	29.0	1	12	48	96
	TR-0563	01.03.0563	Tapa rectangular a prueba de intemperie para contacto de 37.5 mm (1.47"). Weatherproof single gang round receptacle cover with 1.47" diameter hole.	2	13.0	29.0	1	12	48	96
	TR-0565	01.03.0565	Tapa rectangular a prueba de intemperie para contacto GFCI vertical. Weatherproof single gang vertical cover for GFCI receptacles.	4	14.0	31.0	1	12	48	96
	TR-3251	01.03.3251	Tapa rectangular a prueba de intemperie para contacto GFCI horizontal. Weatherproof single gang horizontal cover for GFCI receptacles.	2	15.5	34.0	1	12	48	96

Especificaciones sujetas a cambio sin previo aviso. Specifications are subject to change without notice.



Dimensiones en milímetros y pulgadas. Dimensions in millimeters and inches.

**3.2 - CAJA RECTANGULAR. A PRUEBA DE INTEMPERIE. SERIE RR.
CON OREJAS PARA MONTAJE. TAPA RECTANGULAR INOXIDABLE.**

**3.2 - WEATHERPROOF SINGLE GANG BOX. RR SERIES.
WITH MOUNTING LUGS. SINGLE GANG COVER STAINLESS STEEL.**

Hoja: 6 / 7
Page:

FICHA TECNICA / TECHNICAL DATA

007 - RW - 174

TAPA

- Lámina de acero inoxidable troquelada.
- Uso en interiores y exteriores.
- Tornillos de acero inoxidable incluidos.

EMPAQUE

- PVC

TAPON

- Aluminio inyectado a presión (diecast).

COVER

- Stainless steel sheet.
- For use interiors and exteriors.
- Stainless steel mounting screws included.

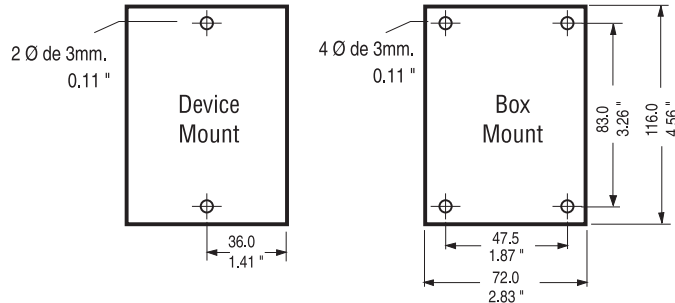
GASKET

- PVC.

CLOSE UP PLUG

- Die cast aluminum.

Dimensiones en milímetros y pulgadas.
Dimensions in inches and millimeters.



LISTED
1M70



USAR No. DE CODIGO PARA HACER PEDIDOS / TO ORDER USE CODE NUMBER

Figura Figure	Catalogo Catalog	Codigo Code	Descripción Description	Cant. Diam. Qty.	Espesor Thickness		Peso x 100 pzas. Weight x 100 pcs.		Pqt. Unit Pzas. Pcs.	Unit Ctn. Pzas. Pcs.	Ship Ctn. Pzas. Pcs.	Std. Pkg. Pzas. Pcs.
					mm	inch	kg	Lb				
	TR-0424.IX	01.02.4035.IX	Tapa rectangular para contacto de 35.23 mm Ø 1 3/8". Inoxidable. 4 diámetros. Single gang round receptacle cover 1 3/8" diameter hole. Box mount. Stainless steel. 4 holes.	4	1.02	.040	2.1	4.6	10	50	200	400
	TR-0414.IX	01.02.4036.IX	Tapa rectangular para contacto de 40.38 mm Ø 1 9/16". Inoxidable. 4 diámetros. Single gang round receptacle cover 1 9/16" diameter hole. Box mount. Stainless steel. 4 holes.	4	1.02	.040	2.0	4.4	10	50	200	400
	TR-0426.IX	01.02.4037.IX	Tapa rectangular para contacto de 54.30 mm Ø 2 1/8". Inoxidable. 4 diámetros. Single gang round receptacle cover 2 1/8" diameter hole. Box mount. Stainless steel. 4 holes.	4	1.02	.040	1.7	3.7	10	50	200	400
	TR-0425.IX	01.02.4038.IX	Tapa rectangular para contacto de 35.23 mm Ø 1 3/8". Inoxidable. 2 diámetros. Single gang round receptacle cover 1 3/8" diameter hole. Device mount. Stainless steel. 2 holes.	2	1.02	.040	2.1	4.6	10	50	200	400
	TR-0423.IX	01.02.4039.IX	Tapa rectangular para contacto de 40.38 mm Ø 1 9/16". Inoxidable. 2 diámetros. Single gang round receptacle cover 1 9/16" diameter hole. Device mount. Stainless steel. 2 holes.	2	1.02	.040	2.0	4.4	10	50	200	400
	TR-0427.IX	01.02.4040.IX	Tapa rectangular para contacto de 54.30 mm Ø 2 1/8". Inoxidable. 2 diámetros. Single gang round receptacle cover 2 1/8" diameter hole. Device mount. Stainless steel. 2 holes	2	1.02	.040	1.8	4.0	10	50	200	400
	TR-0415.IX	01.02.4041.IX	Tapa rectangular para interruptor. Inoxidable. 4 diámetros. Single gang toggle switch cover. Box mount. Stainless steel. 4 holes.	4	1.02	.040	2.3	5.1	10	50	200	400
	TR-0421.IX	01.02.4042.IX	Tapa rectangular para interruptor. Inoxidable. 2 diámetros. Single gang toggle switch cover. Device mount. Stainless steel. 2 holes.	2	1.02	.040	2.3	5.1	10	50	200	400

Especificaciones sujetas a cambio sin previo aviso. Specifications are subject to change without notice.

RAWELT, S.A. de C.V.

RAWELT ® INYECTADOS
Una División del Grupo REVUELTA

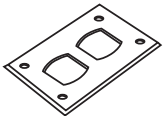
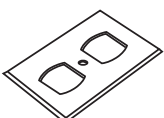
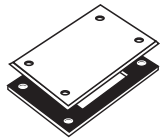
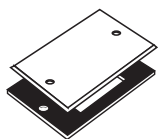

**3.2 - CAJA RECTANGULAR. A PRUEBA DE INTEMPERIE. SERIE RR.
CON OREJAS PARA MONTAJE. TAPA RECTANGULAR INOXIDABLE.**
**3.2 - WEATHERPROOF SINGLE GANG BOX. RR SERIES.
WITH MOUNTING LUGS. SINGLE GANG COVER STAINLESS STEEL.**

Hoja: 7 / 7
Page:

FICHA TECNICA / TECHNICAL DATA


007-RW-174

USAR No. DE CODIGO PARA HACER PEDIDOS / TO ORDER USE CODE NUMBER

Figura Figure	Catalogo Catalog	Codigo Code	Descripción Description	Cant. Diam. Qty.	Espesor Thickness		Peso x 100 pzas. Weight x 100 pcs.		Pqt. Unit Pzas. Pcs.	Unit Ctn. Pzas. Pcs.	Ship Ctn. Pzas. Pcs.	Std. Pkg. Pzas. Pcs.
					mm	inch	kg	Lb				
	TR-0385.IX	01.02.4043.IX	Tapa rectangular para contacto duplex. inoxidable. 4 diámetros. Single gang duplex receptacle cover. Box mount. Stainless steel. 4 holes.	4	1.02	.040	2.0	4.4	10	50	200	400
	TR-0422.IX	01.02.4044.IX	Tapa rectangular para contacto duplex. Inoxidable. 1 diámetro. Single gang duplex receptacle cover. Device mount. Stainless steel. 1 hole.	1	1.02	.040	1.9	4.2	10	50	200	400
	TR-0416.IX ERP-0614	01.02.4045.IG	Tapa rectangular ciega con empaque. Inoxidable. 4 diámetros. Weatherproof single gang blank cover. Box mount with gasket. Stainless steel. 4 holes.	4	1.02	.040	2.4	5.3	10	40	160	330
	TR-0420 ERP-0614	01.02.4046.IG	Tapa rectangular ciega con empaque. Inoxidable. 2 diámetros. Weatherproof single gang blank cover. Device mount with gasket. Stainless steel. 2 holes.	2	1.02	.040	2.4	5.3	10	40	160	330
	ERP-0614	01.05.0614	Empaque PVC tipo rectangular. PVC gasket.	4	3.17	1/8	1.0	2.2	10	100	700	

TAPONES / PLUGS

USAR No. DE CODIGO PARA HACER PEDIDOS / TO ORDER USE CODE NUMBER

Figura Figure	Catalogo Catalog	Codigo Code	Descripción Description	Medida nominal Hub size		Peso x 100 pzas. Weight x 100 pcs.		Pqt. Unit Pzas. Pcs.	Unit Ctn. Pzas. Pcs.	Ship Ctn. Pzas. Pcs.
				mm.	inch	kg	Lb			
	TA-0371 TA-0368 TA-2632	01.04.0371 01.04.0368 01.04.2632	Tapón roscado. Close-up plug.	12.7 19.0 25.4	1/2 3/4 1	1.0 1.3 1.7	2.2 2.9 3.7	25 25 25	200 100 100	2000 1000 1000

Certificaciones / Compliances:



Expediente/File No. LR 105795-1



Expediente/File No. E135600



Tapones
Closure plugs

Especificaciones sujetas a cambio sin previo aviso.

Specifications are subject to change without notice..

RAWELT, S.A. de C.V.

RAWELT® INYECTADOS
Una División del Grupo REVUELTA

3.1, 3.2 - CAJA RECTANGULAR. A PRUEBA DE INTEMPERIE. SERIE RR.

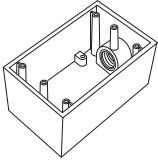
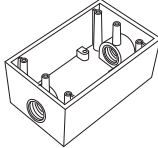
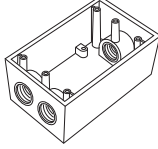
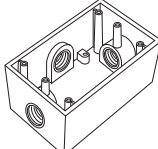
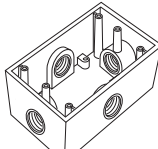
Hoja: 1 / 3
Page:

FICHA TECNICA / TECHNICAL DATA

3.1, 3.2 - WEATHERPROOF SINGLE GANG BOX. RR SERIES.

007-RW-259

**TABLA DE EQUIVALENCIAS.
CROSS REFERENCE GUIDE.**

1 ENTRADA / 1 HUB							
	Medida Nominal Size	RAWELT		CROUSE-HINDS		PERFECT LINE	BWF
		Código Code	Catalogo Catalog	Catalogo Catalog		Catalogo Catalog	Catalogo Catalog
	1/2	Sin orejas	01.01.0505	RR-0505	Sin orejas	FS1	
	3/4	W/out lugs	01.01.0506	RR-0506	W/out lugs	FS2	
	1		01.01.2631	RR-2631		FS3	
	1/2	Con orejas	01.01.0505.M	RR-0505-M			
	3/4	With lugs	01.01.0506.M	RR-0506-M			
	1		01.01.2631.M	RR-2631-M			
2 ENTRADAS / 2 HUBS							
	Medida Nominal Size	RAWELT		CROUSE-HINDS		PERFECT LINE	BWF
		Código Code	Catalogo Catalog	Catalogo Catalog		Catalogo Catalog	Catalogo Catalog
	1/2	Sin orejas	01.01.0470	RR-0470	Sin orejas	FSC1	
	3/4	W/out lugs	01.01.0471	RR-0471	W/out lugs	FSC2	
	1		01.01.2742	RR-2742		FSC3	
	1/2	Con orejas	01.01.0470.M	RR-0470-M			
	3/4	With lugs	01.01.0471.M	RR-0471-M			
	1		01.01.2742.M	RR-2742-M			
3 ENTRADAS / 3 HUBS							
	Medida Nominal Size	RAWELT		CROUSE-HINDS		PERFECT LINE	BWF
		Código Code	Catalogo Catalog	Catalogo Catalog		Catalogo Catalog	Catalogo Catalog
	1/2	Sin orejas	01.01.0472	RR-0472	Sin orejas	FSCC1	
	3/4	W/out lugs	01.01.0473	RR-0473	W/out lugs	FSCC2	
	1/2	Con orejas	01.01.0472.M	RR-0472-M			
	3/4	With lugs	01.01.0473.M	RR-0473-M			
3 ENTRADAS / 3 HUBS							
	Medida Nominal Size	RAWELT		CROUSE-HINDS		PERFECT LINE	BWF
		Código Code	Catalogo Catalog	Catalogo Catalog		Catalogo Catalog	Catalogo Catalog
	1/2	Sin orejas	01.01.0480	RR-0480	Sin orejas	FSCT1	
	3/4	W/out lugs	01.01.0481	RR-0481	W/out lugs	FSCT2	
	1		01.01.2743	RR-2743		FSCT3	
	1/2	Con orejas	01.01.0480.M	RR-0480-M			
	3/4	With lugs	01.01.0481.M	RR-0481-M			
	1		01.01.2743.M	RR-2743-M			
4 ENTRADAS / 4 HUBS							
	Medida Nominal Size	RAWELT		CROUSE-HINDS		PERFECT LINE	BWF
		Código Code	Catalogo Catalog	Catalogo Catalog		Catalogo Catalog	Catalogo Catalog
	1/2	Sin orejas	01.01.0474	RR-0474	Sin orejas	FSX1	
	3/4	W/out lugs	01.01.0475	RR-0475	W/out lugs	FSX2	
	1		01.01.2744	RR-2744		FSX3	
	1/2	Con orejas	01.01.0474.M	RR-0474-M			
	3/4	With lugs	01.01.0475.M	RR-0475-M			
	1		01.01.2744.M	RR-2744-M			

RAWELT, S.A. de C.V.

 **RAWELT**® INYECTADOS
Una División del Grupo  **REVUELTA**

3.1, 3.2 - CAJA RECTANGULAR. A PRUEBA DE INTEMPERIE. SERIE RR.

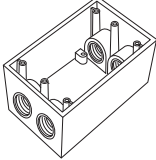
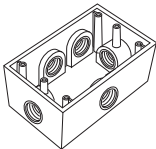
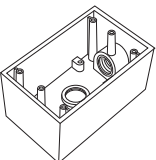
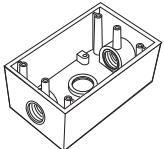
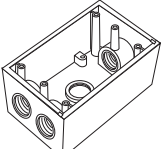
Hoja: 2 / 3
Page:

FICHA TECNICA / TECHNICAL DATA

3.1, 3.2 - WEATHERPROOF SINGLE GANG BOX. RR SERIES.

007-RW-259

**TABLA DE EQUIVALENCIAS.
CROSS REFERENCE GUIDE.**

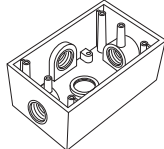
4 ENTRADAS / 4 HUBS							
	Medida Nominal Size	RAWELT		CROUSE-HINDS		PERFECT LINE	BWF
		Código Code	Catalogo Catalog	Catalogo Catalog	Catalogo Catalog	Catalogo Catalog	Catalogo Catalog
	1/2	Sin orejas	01.01.0476	RR-0476	Sin orejas	FSCD1	
	3/4	W/out lugs	01.01.0477	RR-0477	W/out lugs	FSCD2	
	1/2	Con orejas	01.01.0476.M	RR-0476-M			
	3/4	With lugs	01.01.0477.M	RR-0477-M			
5 ENTRADAS / 5 HUBS							
	Medida Nominal Size	RAWELT		CROUSE-HINDS		PERFECT LINE	BWF
		Código Code	Catalogo Catalog	Catalogo Catalog	Catalogo Catalog	Catalogo Catalog	Catalogo Catalog
	1/2	Sin orejas	01.01.0478	RR-0478			
	3/4	W/out lugs	01.01.0479	RR-0479			
	1/2	Con orejas	01.01.0478.M	RR-0478-M			
	3/4	With lugs	01.01.0479.M	RR-0479-M			
2 ENTRADAS / 2 HUBS							
	Medida Nominal Size	RAWELT		CROUSE-HINDS		PERFECT LINE	BWF
		Código Code	Catalogo Catalog	Catalogo Catalog	Catalogo Catalog	Catalogo Catalog	Catalogo Catalog
	1/2	Sin orejas	01.01.0507	RR-0507	Sin orejas	FSLA1	
	3/4	W/out lugs	01.01.0508	RR-0508	W/out lugs	FSLA2	
	1		01.01.2745	RR-2745		FSLA3	
	1/2	Con orejas	01.01.0507.M	RR-0507-M			
	3/4	With lugs	01.01.0508.M	RR-0508-M			
	1		01.01.2745.M	RR-2745-M			
3 ENTRADAS / 3 HUBS							
	Medida Nominal Size	RAWELT		CROUSE-HINDS		PERFECT LINE	BWF
		Código Code	Catalogo Catalog	Catalogo Catalog	Catalogo Catalog	Catalogo Catalog	Catalogo Catalog
	1/2	Sin orejas	01.01.0281	RR-0281	Sin orejas	FSCA1	Sin orejas B 5
	3/4	W/out lugs	01.01.0282	RR-0282	W/out lugs	FSCA2	W/out lugs B 75
	1		01.01.2746	RR-2746		FSCA3	B 100
	1/2	Con orejas	01.01.0281.M	RR-0281-M		Con orejas	T11-L BL 5
	3/4	With lugs	01.01.0282.M	RR-0282-M		With lugs	T14-L BL 75
	1		01.01.2746.M	RR-2746-M		T100-L	With lugs BL 100
4 ENTRADAS / 4 HUBS							
	Medida Nominal Size	RAWELT		CROUSE-HINDS		PERFECT LINE	BWF
		Código Code	Catalogo Catalog	Catalogo Catalog	Catalogo Catalog	Catalogo Catalog	Catalogo Catalog
	1/2	Sin orejas	01.01.0283	RR-0283		Sin orejas	T11-2 BL 5
	3/4	W/out lugs	01.01.0284	RR-0284		W/out lugs	T14-2 BL 75
	1/2	Con orejas	01.01.0283.M	RR-0283-M		Con orejas	T11-2-L BL 5
	3/4	With lugs	01.01.0284.M	RR-0284-M		With lugs	T14-2-L BL 75

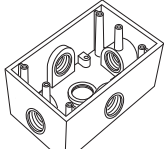
RAWELT, S.A. de C.V.

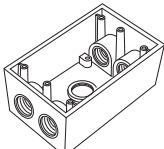


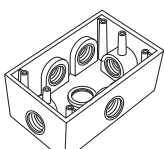
Una División del Grupo REVUELTA

**TABLA DE EQUIVALENCIAS.
CROSS REFERENCE GUIDE.**

4 ENTRADAS / 4 HUBS						
Medida Nominal Size	RAWELT			CROUSE-HINDS	PERFECT LINE	BWF
	Código Code	Catalogo Catalog	Catalogo Catalog	Catalogo Catalog	Catalogo Catalog	Catalogo Catalog
	1/2	Sin orejas	01.01.0454	RR-0454		
	3/4	W/out lugs	01.01.0455	RR-0455		
	1		01.01.2747	RR-2747		
	1/2	Con orejas	01.01.0454.M	RR-0454-M		
	3/4	With lugs	01.01.0455.M	RR-0455-M		
	1		01.01.2747.M	RR-2747-M		

5 ENTRADAS / 5 HUBS						
Medida Nominal Size	RAWELT			CROUSE-HINDS	PERFECT LINE	BWF
	Código Code	Catalogo Catalog	Catalogo Catalog	Catalogo Catalog	Catalogo Catalog	Catalogo Catalog
	1/2	Sin orejas	01.01.0285	RR-0285	Sin orejas TX11-5	Sin orejas B5-22X
	3/4	W/out lugs	01.01.0286	RR-0286	W/out lugs TX14-5	W/out lugs B75-22X B100-22X
	1		01.01.2748	RR-2748		
	1/2	Con orejas	01.01.0285.M	RR-0285-M	Con orejas TX11-5L	Con orejas BL5-22X
	3/4	With lugs	01.01.0286.M	RR-0286-M	With lugs TX14-5L	With lugs BL75-22X BL100-22X
	1		01.01.2748.M	RR-2748-M		

5 ENTRADAS / 5 HUBS						
Medida Nominal Size	RAWELT			CROUSE-HINDS	PERFECT LINE	BWF
	Código Code	Catalogo Catalog	Catalogo Catalog	Catalogo Catalog	Catalogo Catalog	Catalogo Catalog
	1/2	Sin orejas	01.01.0287	RR-0287	Sin orejas T11-22	Sin orejas B5-22
	3/4	W/out lugs	01.01.0288	RR-0288	W/out lugs T14-22	W/out lugs B75-22
	1					
	1/2	Con orejas	01.01.0287.M	RR-0287-M	Con orejas T11-22L	Con orejas BL5-22
	3/4	With lugs	01.01.0288.M	RR-0288-M	With lugs T14-22L	With lugs BL75-22
	1					

6 ENTRADAS / 6 HUBS						
Medida Nominal Size	RAWELT			CROUSE-HINDS	PERFECT LINE	BWF
	Código Code	Catalogo Catalog	Catalogo Catalog	Catalogo Catalog	Catalogo Catalog	Catalogo Catalog
	1/2	Sin orejas	01.01.0289	RR-0289	Sin orejas TX11-6	
	3/4	W/out lugs	01.01.0290	RR-0290	W/out lugs TX14-6	
	1					
	1/2	Con orejas	01.01.0289.M	RR-0289-M	Con orejas TX11-6L	
	3/4	With lugs	01.01.0290.M	RR-0290-M	With lugs TX14-6L	
	1					

Rawelt, S.A. de C.V. no asume ninguna responsabilidad por omisiones, errores, diferencias, en el diseño o función entre los productos arriba mencionados.

Rawelt, S.A. de C.V. assumes no liability for omission, errors, differences between bodies above mentioned or change in design or function.

Cotización/Quotation Plazo de embarque* / Shipment exw* :

Pedido No./Purchase order :

Our ref.:

Fecha/Date: Vendedor/Salesman: No.

Facturar a/Invoice to: RFC:

Ordenado por/Ordered by: Tel. () Fax ()

Dirección/Address:

C.P./Zip. Lugar/City/Country:
















Consignar a/Ship to:

Embarcar: Camión x Cobrar Pagado Paquete

Cond. de Pago/Terms:

Cond. de Venta/Sale conditions: L.P.:

3.2 - SERIE RR. CAJA RECTANGULAR A PRUEBA DE INTEMPERIE CON OREJAS / WEATHERPROOF SINGLE GANG BOX WITH M. LUGS.

Figura Figure	Código Code	Medida nominal Hub size		Pqt. Unit.	Unit. Ctn.	Ship Ctn.	Std. Pkg.	Cantidad Qty.	Figura Figure	Código Code	Medida nominal Hub size		Pqt. Unit.	Std. Pkg.	Cantidad Qty.	
		mm	inch								Pzas. Pcs.	Pzas. Pcs.				mm
	01.01.0505.M	12.7	1/2	1			40			01.01.0507.M	12.7	1/2	1	40		
	01.01.0506.M	19.0	3/4	1			40			01.01.0508.M	19.0	3/4	1	40		
	01.01.2631.M	25.4	1	1			40			01.01.2745.M	25.4	1	1	40		
	01.01.0470.M	12.7	1/2	1			40			01.01.0281.M	12.7	1/2	1	40		
	01.01.0471.M	19.0	3/4	1			40			01.01.0282.M	19.0	3/4	1	40		
	01.01.2742.M	25.4	1	1			40			01.01.2746.M	25.4	1	1	40		
	01.01.0472.M	12.7	1/2	1			40			01.01.0283.M	12.7	1/2	1	40		
	01.01.0473.M	19.0	3/4	1			40			01.01.0284.M	19.0	3/4	1	40		
	01.01.0480.M	12.7	1/2	1			40			01.01.0454.M	12.7	1/2	1	40		
	01.01.0481.M	19.0	3/4	1			40			01.01.0455.M	19.0	3/4	1	40		
	01.01.2743.M	25.4	1	1			40			01.01.2747.M	25.4	1	1	40		
	01.01.0474.M	12.7	1/2	1			40			01.01.0285.M	12.7	1/2	1	40		
	01.01.0475.M	19.0	3/4	1			40			01.01.0286.M	19.0	3/4	1	40		
	01.01.2744.M	25.4	1	1			40			01.01.2748.M	25.4	1	1	40		
	01.01.0476.M	12.7	1/2	1			40			01.01.0287.M	12.7	1/2	1	40		
	01.01.0477.M	19.0	3/4	1			40			01.01.0288.M	19.0	3/4	1	40		
	01.01.0478.M	12.7	1/2	1			40			01.01.0289.M	12.7	1/2	1	40		
	01.01.0479.M	19.0	3/4	1			40			01.01.0290.M	19.0	3/4	1	40		
	01.04.0371.M	12.7	1/2	25	200	2000										
	01.04.0368.M	19.0	3/4	25	100	1000										
	01.04.2632.M	25.4	1	25	100	1000										

Expediente
 Control
 Embarques
 Almacén
 Producción

- Antes de fincar el pedido en firme, favor de confirmar con fábrica el plazo de embarque definitivo.
- Before place your order, please confirm with RAWELT definitive date of shipment.

Cotización/Quotation Plazo de embarque* / Shipment exw* :

Pedido No./Purchase order :

Our ref.:

Fecha/Date: Vendedor/Salesman: No.

Facturar a/Invoice to: RFC.

Ordenado por/Ordered by: Tel. () Fax ()

Dirección/Address:

C.P./Zip. Lugar/City/Country:

Consignar a/Ship to:

Embarcar: Camión x Cobrar Pagado Paquete

Cond. de Pago/Terms:

Cond. de Venta/Sale conditions: L.P.:

3. - SERIE RR. TAPA ALUMINIO Y EMPAQUE ALUMINUM COVER AND GASKET.							4. - SERIE RC. TAPA ALUMINIO Y EMPAQUE ALUMINUM COVER AND GASKET.							
Figura Figure	Código Code	Diametro Ø	Pqt. Unit. Pzas. Pcs.	Unit. Ctn. Pzas. Pcs.	Ship. Ctn. Pzas. Pcs.	Std. Pkg. Pzas. Pcs.	Cantidad Qty.	Figura Figure	Código Code	Pqt. Unit. Pzas. Pcs.	Unit. Ctn. Pzas. Pcs.	Ship. Ctn. Pzas. Pcs.	Std. Pkg. Pzas. Pcs.	Cantidad Qty.
	01.02.0424	Ø 35.23 mm	10	50	200	400			02.02.0417	10	40	160	200	
	01.02.0414	Ø 40.38 mm	10	50	200	400			02.02.0457	10	40	160	200	
	01.02.0426	Ø 54.30 mm	10	50	200	400			02.02.0419	10	40	160	200	
	01.02.0425	Ø 35.23 mm	10	50	200	400			02.02.0459	10	40	160	200	
	01.02.0423	Ø 40.38 mm	10	50	200	400			02.02.0510	10	40	160	200	
	01.02.0427	Ø 54.30 mm	10	50	200	400			02.02.0511	10	40	160	200	
	01.02.0415		10	50	200	400			02.02.0510	10	40	160	200	
	01.02.0421		10	50	200	400			02.02.0511	10	40	160	200	
	01.02.0385		10	50	200	400			02.02.1311.G	10	40	120	200	
	01.02.0422		10	50	200	400			02.02.1312.G	10	40	120	200	
	01.02.1309.G		10	40	160	330			02.04.3972	10	120	480		
	01.02.1310.G		10	40	160	330								
	01.05.0614		10	100	700									

Expediente
 Control
 Embarques
 Almacén
 Producción

- Antes de fincar el pedido en firme, favor de confirmar con fábrica el plazo de embarque definitivo.
- Before place your order, please confirm with RAWELT definitive date of shipment.

Cotización/Quotation Plazo de embarque* / Shipment exw*

Pedido No./Purchase order :

Our ref.:

Fecha/Date: Vendedor/Salesman: No.

Facturar a/Invoice to: RFC:

Ordenado por/Ordered by: Tel. () Fax ()

Dirección/Address:

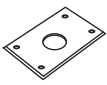
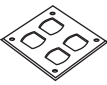
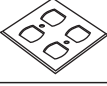
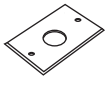

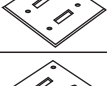
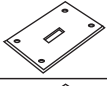
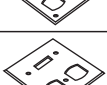
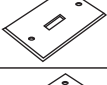
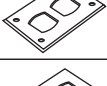



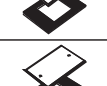


C.P./Zip: Lugar/City/Country:

Consignar a/Ship to:

Embarcar: Camión x Cobrar Pagado Paquete

Cond. de Pago/Terms:

Cond. de Venta/Sale conditions: L.P.:

3. - SERIE RR. TAPA INOXIDABLE Y EMPAQUE STAINLESS STEEL COVER AND GASKET.							4. - SERIE RC. TAPA INOXIDABLE Y EMPAQUE STAINLESS STEEL COVER AND GASKET.							
Figura Figure	Código Code	Diametro Ø	Pqt. Unit. Pzas. Pcs.	Unit. Ctn. Pzas. Pcs.	Ship. Ctn. Pzas. Pcs.	Std. Pkg. Pzas. Pcs.	Cantidad Qty.	Figura Figure	Código Code	Pqt. Unit. Pzas. Pcs.	Unit. Ctn. Pzas. Pcs.	Ship. Ctn. Pzas. Pcs.	Std. Pkg. Pzas. Pcs.	Cantidad Qty.
	01.02.4035.IX	Ø 35.23 mm	10	50	200	400			02.02.4047.IX	10	40	160	200	
	01.02.4036.IX	Ø 40.38 mm	10	50	200	400			02.02.4048.IX	10	40	160	200	
	01.02.4037.IX	Ø 54.30 mm	10	50	200	400				02.02.4049.IX	10	40	160	
	01.02.4038.IX	Ø 35.23 mm	10	50	200	400		02.02.4050.IX		10	40	160	200	
	01.02.4039.IX	Ø 40.38 mm	10	50	200	400		02.02.4051.IX	10	40	160	200		
	01.02.4040.IX	Ø 54.30 mm	10	50	200	400			02.02.4052.IX	10	40	160	200	
	01.02.4041.IX		10	50	200	400			02.02.4053.IX	10	40	120	200	
	01.02.4042.IX		10	50	200	400		02.02.4054.IX	10	40	120	200		
	01.02.4043.IX		10	50	200	400			02.04.3972	10	120	480		
	01.02.4044.IX		10	50	200	400								
	01.02.4045.IG		10	40	160	330								
	01.02.4046.IG		10	40	160	330								
	01.05.0614		5	50	350									

Expediente
 Control
 Embarques
 Almacén
 Producción

- Antes de fincar el pedido en firme, favor de confirmar con fábrica el plazo de embarque definitivo.
- Before place your order, please confirm with RAWELT definitive date of shipment.

Cotización/Quotation Plazo de embarque* / Shipment exw* :

 Pedido No./Purchase order :

Our ref.:

Fecha/Date: Vendedor/Salesman: No.

Facturar a/Invoice to: RFC:

Ordenado por/Ordered by: Tel. () Fax ()

Dirección/Address:

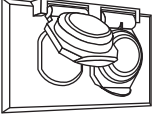


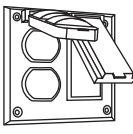

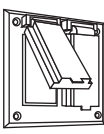

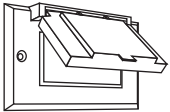
C.P./Zip: Lugar/City/Country:

Consignar a/Ship to:

 Embarcar: Camión x Cobrar Pagado Paquete

Cond. de Pago/Terms:

Cond. de Venta/Sale conditions: L.P.:

3.- SERIE RR. TAPA A PRUEBA DE INTEMPERIE/WEATHERPROOF COVER.							4.- SERIE RC. TAPA A PRUEBA DE INTEMPERIE/WEATHERPROOF COVER.						
Figura Figure	Código Code	Pqt. Unit. Pzas. Pcs.	Unit. Ctn. Pzas. Pcs.	Ship. Ctn. Pzas. Pcs.	Std. Pkg. Pzas. Pcs.	Cantidad Qty.	Figura Figure	Código Code	Pqt. Unit. Pzas. Pcs.	Unit. Ctn. Pzas. Pcs.	Ship. Ctn. Pzas. Pcs.	Std. Pkg. Pzas. Pcs.	Cantidad Qty.
	01.03.0611	1	12	48	96			02.03.0568	1	8	32	64	
	01.03.0567	1	12	48	96			02.03.3252	1	8	32	64	
	01.03.0563	1	12	48	96			02.03.3253	1	8	32	64	
	01.03.0565	1	12	48	96								
	01.03.3251	1	12	48	96								

 Expediente
 Control
 Embarques
 Almacén
 Producción

- Antes de fincar el pedido en firme, favor de confirmar con fábrica el plazo de embarque definitivo.
- Before place your order, please confirm with RAWELT definitive date of shipment.