

Construction and Feature

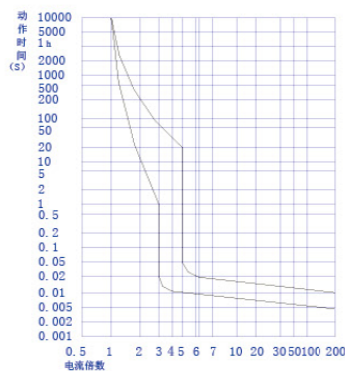
- Fine and unique appearance, advanced design
- Short-circuit and overload dual-protection performance
- High-breaking capacity (6KA) that is leading among the world similar products
- Unique labels, Contact position indication window
- Convenient and reliable installation

Technical Data

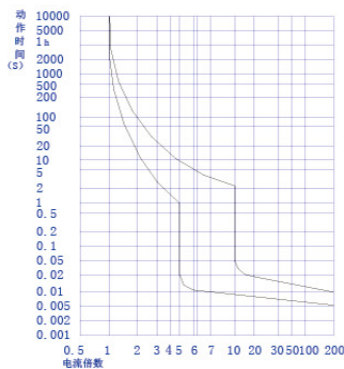
- Model: JVM8-63
- Pole No.: 1P, 2P, 3P, 4P
- Rated current(A): 6, 10, 16, 20, 25, 32, 40, 50, 63
- Rated working voltage: 240/415V
- Rated Frequency: 50/60Hz
- Rated insulation voltage: 500V
- Rated short-circuit capacity: 6000A
- Instantaneous tripping current: 5In(B type) 10In(C type) 20In(D type)
- Instantaneous non-tripping current: 3In(B type) 5In(C type) 10In(D type)
- Mechanical life: 15000 times
- Degree of protection: IP20
- Wiring connection mode: upward line
- Connection conductor: 1~16mm²
- Wiring Height: 21.5mm



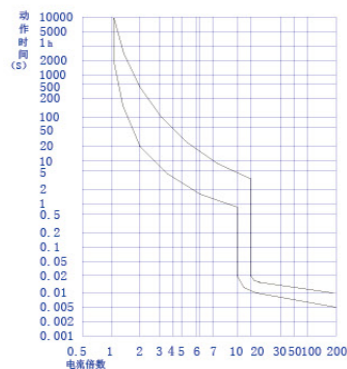
Characteristic Curve



B Curve



C Curve



D Curve

Instantaneous tripping type and tripping current range

Instantaneous tripping type	tripping current range
B	3In<I≤5In
C	5In<I≤10In
D	10In<I≤20In

Wiring Diagram



The basic parameters

Rated current of shell bracket rating $I_{nm}(A)$	Pole	Frequency(Hz)	Rated voltage $U_e(V)$	Rated current $I_n(A)$	Working short-circuit Capacity $I_{cs} (A)$	Rated short-circuit capacity $I_{cn} (A)$
63	1	50/60	240/415	6 10 16 20 25 32 40 50 63	6000 $COS \phi = 0.65 \sim 0.70$	6000 $COS \phi = 0.65 \sim 0.70$
	2					
	3		415			
	4					

Power Consumption

Rated current range $I_n(A)$	Max consumption/pole(W)
$I_n \leq 10$	3
$10 < I_n \leq 16$	3.5
$16 < I_n \leq 25$	4.5
$25 < I_n \leq 32$	6
$32 < I_n \leq 40$	7.5
$40 < I_n \leq 50$	9
$50 < I_n \leq 63$	13

Tripping Characteristics

Test Procedure	Type	Test Current	Initial State	Tripping or non-tripping Time Limit	Expected Result	Remark
a	B,C,D	$1.13I_n$	cold	$t \leq 1h$	no tripping	
b	B,C,D	$1.45I_n$	After test a	$t < 1h$	tripping	Current in the 5s in the increase of stability
c	B,C,D	$2.55I_n$	cold	$1s < t < 60s (I_n \leq 32A)$ $1s < t < 120s (I_n > 32A)$	tripping	
d	B C D	$3I_n$ $5I_n$ $10I_n$	cold	$t \leq 0.1s$	no tripping	Turn on the auxiliary switch to close the current
e	B C D	$5I_n$ $10I_n$ $20I_n$	cold	$t < 0.1s$	tripping	Turn on the auxiliary switch to close the current

Overall & installation Dimensions

