



Valdinox

THE CABLE TRAY COMPANY

Technical Datasheet
EC100 EASYCONNECT
Wire Mesh Cable Tray

EASYCONNECT[®]
BASKET TRAY



Contents

- 1. General Characteristics.....3
- 2. Safe Working Load Capacity (SWL)5
- 3. Classification according to IEC 61537.....6
- 4. Test Results.....6
- 5. EU Directives7
- 6. Drawings8

Valdinox SL, sociedad española inscrita en el Registro Mercantil de Cantabria al Tomo 514, Folio 13, Hoja 4353, NIF E5839336615 y domicilio en La Venera 14, Arnuero, Cantabria CP 39194



Villanueva, 12 - San Mamés de Meruelo (39192) Cantabria, España
 Tel: (+34) 942 677 135 - (+34) 942 674 992
 Fax: (+34) 942 637 901 - (+34) 942 677 020
 valdinox@valdinox.com - export@valdinox.com - www.valdinox.com



1. General Characteristics

Product references: EC100.150; EC100.200; EC100.300; EC100.400; EC100.500; EC100.600

Definition: Wire mesh basket cable tray made of welded steel wire mesh

Ref. Code	H (mm)	W (mm)	Wire Ø (mm)	S _m (mm ²)	S _u (cm ²)	Weight (Kg/m)	SWL(*) (N/m)
EC100.150EZ	108	152	4,3	116,18	139,79	1,350	441
EC100.200EZ	108	202	4,3	145,22	191,64	1,640	462
EC100.300EZ	108	302	4,3/4,8	174,26	292,88	2,200	504
EC100.400EZ	108	402	4,6/4,8	232,67	395,46	2,800	546
EC100.500EZ	108	502	4,6/4,8	265,90	498,66	3,200	588
EC100.600EZ	108	602	4,6/4,8	299,14	601,86	3,600	630
EC100.150HDG	108	152	4,3	116,18	139,79	1,480	441
EC100.200HDG	108	202	4,3	145,22	191,64	1,820	462
EC100.300HDG	108	302	4,3/4,8	174,26	292,88	2,380	504
EC100.400HDG	108	402	4,6/4,8	232,67	395,46	3,080	546
EC100.500HDG	108	502	4,6/4,8	265,90	498,66	3,520	588
EC100.600HDG	108	602	4,6/4,8	299,14	601,86	4,000	630
EC100.150IN	108	152	4,4	121,64	139,24	1,400	441
EC100.200IN	108	202	4,4	152,05	191,04	1,740	462
EC100.300IN	108	302	4,4/4,8	182,46	292,68	2,100	504
EC100.400IN	108	402	4,4/4,8	212,87	395,88	2,460	546
EC100.500IN	108	502	4,4/4,8	243,28	499,08	2,830	588
EC100.600IN	108	602	4,4/4,8	273,69	602,28	3,200	630

H (mm): External height

W (mm): External width.

L (m): Length of tray section.

Wire Ø (mm): Diameter of wires

SM (mm²): Cross-sectional area of metal = (n x long. wires) x (π x (Ø/2)²)

SU (cm²): Cross Section = [(H - wire Ø) x (W - wires Ø)] / 100

SWL: Safe Working Load according to test method IEC 61537. Span 1,5 m. [*] See chapter 2.

Materials:**Steel C9D UNE-EN ISO 16120-2**

- Tensile Strength: 79,4 Kg/ mm²
- Yield Strength: 71,4 Kg/ mm²

Stainless Steel AISI 304 and 316L





- Tensile Strength: 79,3 Kg/ mm²
- Yield Strength: 71,3 Kg/ mm²

EASY installation: No fittings or accessories needed to assemble tray sections.

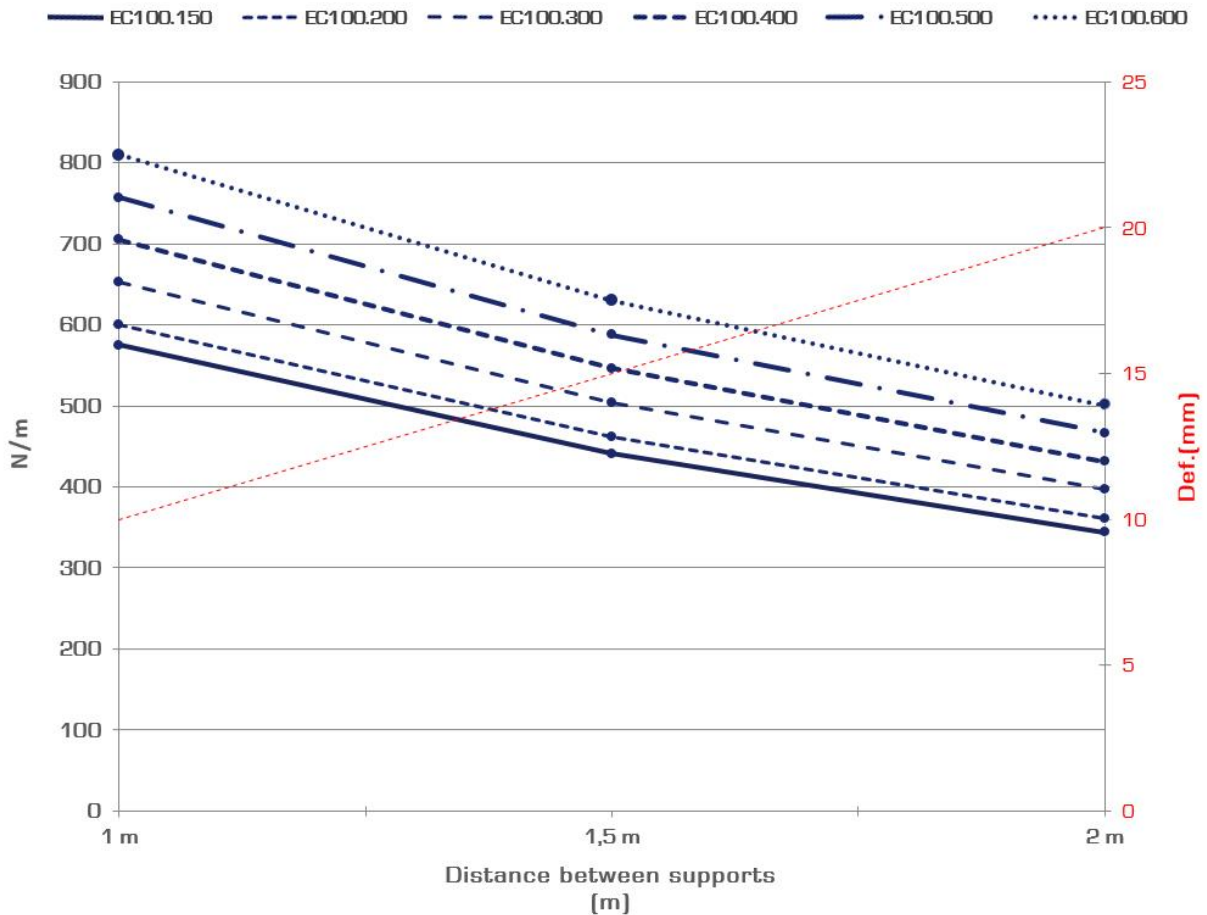
SAFE manipulation: Rounded wire ends.

Length of section: 3.000 mm

Packaging: Pallets are plastic wrapped, sides are protected with cardboard sheets marked VALDINOX and strapped.

Symbol	Coating Type
	<p>EZ: ZINC PLATED STEEL</p> <p>ELECTRO ZINC plating according to ISO 2081 standard followed by passivation with trivalent chrome salts (Cr3+) according to UNE 112050 and ISO 4520 standards. According to European Directives 2002/95/CE (RoHS) and posterior modifications.</p> <p>Thickness of Zinc coating: minimum 8µ. Average. 11µ</p> <p>Classified 2 according to IEC 61537 - UNE-EN ISO 9227:2012 Salt spray test</p>
	<p>HDG: HOT DIP GALVANIZED</p> <p>Hot Dip Galvanized coating according to ISO 1461. Anticorrosive coating obtained by dipping into cast zinc at 450°, roll forming and chromating for polishing.</p> <p>Thickness of Zinc coating: Min. 85µ - Av. 100µ</p> <p>Classified 8 according to IEC 61537</p>
	<p>IN: STAINLESS STEEL AISI 304L & 316L</p> <p>Austenitic Stainless Steel, chromium, nickel and molybdenum alloy. Type L-ACX 240 Low carbon.</p> <p>Passivated steel: Chemical removal of all particles and contaminants that may have been stuck in the manufacturing process. This process is carried out giving highest protection against corrosion.</p> <p>Classification 9D according IEC 61537</p>
	

2. Safe Working Load Capacity (SWL)



Load uniformly distributed along the tray.

- First support (L) = 1,5m
- Distance between supports = 1,5m
- Distance between tray connection and support = 500mm
- Longitudinal Deflection (1% of L) = 0,015 m

[*] The SWL (Safe Working Load) detailed on this document are certified by the IECEE CB Scheme Certificate n° CBES1947-A1.

The working loads are the result of performing the tests without using any accessory (i.e. covers) that detract deflection and as a result will throw higher work loads.

3. Classification according to IEC 61537

Material: **Metallic**

Resistance to Flame propagation: **Non-Flame propagation**

Electrical Continuity: **With electrical continuity**

Electrical conductivity: **With electrical conductivity characteristics**

Resistance Against Corrosion: **EZ - Class 2 / HDG - Class 8 / IN - Class 9D**

Minimum Temperature: **-50°C** / Maximum Temperature: **+150°C**

Perforation in the base Area: **Class D >30%**

Impact Resistance: **up to 50J**

4. Test Results

IEC 61537 Electrical Continuity	Result
Measured between 2 points placed at 500 mm on one tray section. Limit allowed: < 5 mΩ/m	4,49 mΩ/m
Measured between 2 points placed at 50mm distance of the joint point of 2 tray sections Limit allowed: < 50 mΩ	4,91mΩ
IEC 61537 Safe Working Load	Result
According to IEC 61537-test method. Distance between supports 1,5 m.	See Chapter 1
DIN 4102-12 Fire Resistance	Result
90 minutes at 1.000°C.	E90
IEC 61914 Shortcut Circuit	Result
Test performed on normal ambient conditions. Installation of trays following IEC 61537 standard for SWL Type 2 tests. Peak Current [kA]	104,96 kA

5. EU Directives

VALDINOX complies with the following directives:

- **Directive 2014/35/UE LVD (Low voltage Directive)**
- **Directive 2004/108CE EMC (Electromagnetic compatibility)**

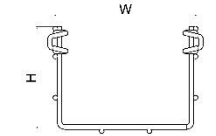

The cable trays are passive products, in normal use with respect to electromagnetic influences the emission and immunity.

Cable management systems, are by definition a passive element, are not affected by this directive. However, properly connected to the ground network, the metal cable carrier system contributes positively to the EMC correct installation.

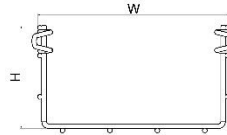
VALDINOX recommends grounding clamps shall be placed each 12 metres or 4 tray sections.

- **Directive 2002/95/CE RoHS.** Directive on the restriction of the use of certain hazardous substances in electrical and electronic equipment.
- **Directive 2002/96/CE WEEE.** Directive on waste electrical and electronic equipment.

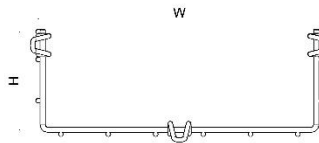
6. Drawings



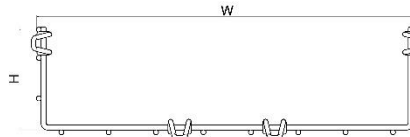
EC100.150



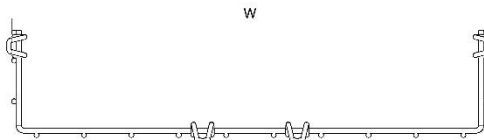
EC100.200



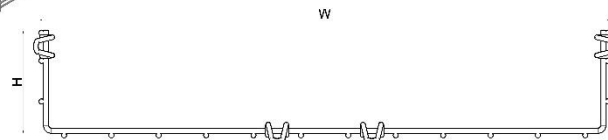
EC100.300



EC100.400



EC100.500



EC100.600



DECLARATION OF COMPLIANCE



EASYCONNECT cable trays

Manufacturer: VALDINOX S.L. Bº Villanueva 12, San Mamés de Meruelo, CP 39192 Cantabria, SPAIN

This declaration of conformity is issued under the sole responsibility of the manufacturer.

Object of the declaration: EASYCONNECT Cable trays made of electro welded steel wire mesh.

The object of the declaration described above is in conformity with the relevant Union harmonisation legislation:

- **2014/35/UE (Low Voltage Directive)**

And it is suitable and safe for the intended use and it is in conformity with the following harmonised standards and technical specifications:

- UNE EN 61537:2007. Cable management - Cable tray systems and cable ladder systems.
- RoHS 2002/95/CE Directive on the restriction of the use of certain hazardous substances in electrical and electronic equipment.
- WEEE 2002/96/CE Directive on waste electrical and electronic equipment.

Additional information:

The products have been constructed in accordance with good engineering practice in safety matters in force in the Union, it does not endanger the health and safety of persons and domestic animals, or property, when properly installed and maintained and used in applications for which it is made.

This product is intended to be installed and maintained by skilled persons; ordinary persons may use it only as a replacement part, to substitute for an identical device.

Place: San Mamés de Meruelo, Cantabria España.

Signature and Position: Pedro Valdés, Technical Department.